Building Permit Application

Howard County Maryland
Department of Inspections, Licenses and Permits
3430 Court House Drive
Permits: 410-313-2455
www.howardcountymd.gov

Date Received: 03/20/14

Permit No.: B14000816

Building Address: 15275 Sweet Bay Street
City: WOODBINE State: MD Zip Code: 21797
Suite/Apt. #: SDP/WP/BA #: F-07-38
Census Tract: Subdivision: BELLE HAVEN
Section: Area: Lot: 26
Tax Map: Parcel: Grid:
Zoning: Map Coordinates: Lot Size:

Existing Use: vacant lot
Proposed Use: new S. F. D.
Estimated Construction Cost: $ 280,000
Description of Work: MANHATTAN W/MORNING RM EXT. FAM RM., & 3 CAR GARAGE, 2 STORIES, FULL BSMT., 10R, 3FB, 1HB,
Occupant or Tenant: MND 3 CAR GARAGE (4BR) FP,
Was tenant space previously occupied? ☐Yes ☐No
Contact Name:
Address:
City: State: Zip Code:
Phone: Fax:
Email:

Property Owner's Name: BELLE HAVEN BAKER LLC
Address: 10751 Falls Rd. Ste. 405
City: LUTHERVILLE State: MD Zip Code: 21093
Phone: Fax:
Email:

Applicant's Name & Mailing Address, (If other than stated herein)
Applicant's Name: Vicky Meyer
Address:
City: State: Zip Code:
Phone: 410-296-6900 Fax:
Email: MDBLDGPERMITS@COMCAST.NET

Contractor Company: K. HOVNANIAN HOMES
Contact Person: Chester Willett
Address: 1802 Brightseat Rd.
City: Landover State: MD Zip Code: 20785
License No.: 3149
Phone 301-772-8900 Fax:
Email: CWillett@KHOV.COM

Engineer/Architect Company: D. D. C.
Responsible Design Prof.: Brian Collins
Address: 192 E. Main St.
City: Westminster State: MD Zip Code: 21157
Phone: 410-386-0560 Fax:
Email:

Commercial Building Characteristics	*Residential Building Characteristics*
Height:	☑ SF Dwelling ☐ SF Townhouse
No. of stories:	**Depth** **Width**
Gross area, sq. ft./floor:	1st floor:
	2nd floor:
Area of construction (sq. ft.):	Basement:
	☐ Finished Basement
Use group:	☐ Unfinished Basement
	☐ Crawl Space
Construction type:	☐ Slab on Grade
☐ Reinforced Concrete	No. of Bedrooms:
☐ Structural Steel	***Multi-family Dwelling***
☐ Masonry	No. of efficiency units:
☐ Wood Frame	No. of 1 BR units:
☐ State Certified Modular	No. of 2 BR units:
	No. of 3 BR units:
	Other Structure:
	Dimensions:
➢ **Roadside Tree Project Permit**	Footings:
☐Yes ☑No	Roof:
Roadside Tree Project Permit #	☐ State Certified Modular
	☐ Manufactured Home

Utilities	
Water Supply	
☐ Public	
☑ Private	
Sewage Disposal	
☐ Public	
☑ Private	
Electric: ☑ Yes ☐ No	
Gas: ☑ Yes ☐ No	
Heating System	
☐ Electric ☐ Oil	
☑ Natural Gas ☐ Propane Gas	
☐ Other:	
Sprinkler System:	
☐ Yes ☐ No	
Grading Permit Number:	G13000401
Building Shell Permit Number:	

THE UNDERSIGNED HEREBY CERTIFIES AND AGREES AS FOLLOWS: (1) THAT HE/SHE IS AUTHORIZED TO MAKE THIS APPLICATION; (2) THAT THE INFORMATION IS CORRECT; (3) THAT HE/SHE WILL COMPLY WITH ALL REGULATIONS OF HOWARD COUNTY WHICH ARE APPLICABLE THERETO; (4) THAT HE/SHE WILL PERFORM NO WORK ON THE ABOVE REFERENCED PROPERTY NOT SPECIFICALLY DESCRIBED IN THIS APPLICATION; (5) THAT HE/SHE GRANTS COUNTY OFFICIALS THE RIGHT TO ENTER ONTO THIS PROPERTY FOR THE PURPOSE OF INSPECTING THE WORK PERMITTED AND POSTING NOTICES.

Applicant's Signature V. Meyer
Print Name Vicky Meyer
MDBLDGPERMITS@COMCAST.NET
Email Address
Date 3/19/2014
AGENT
Title/Company

RECEIVED
MAR 20 2014
LICENSES & PERMITS DIVISION

Checks Payable to: DIRECTOR OF FINANCE OF HOWARD COUNTY
PLEASE WRITE NEATLY & LEGIBLY

CK. # 14256

-FOR OFFICE USE ONLY-

AGENCY	DATE	SIGNATURE OF APPROVAL
State Highways		
Building Officials		
PSZA (Zoning)		
PSZA (Engineering)		
Health	5/7/14	

Is Sediment Control approval required for issuance? ☐ Yes ☐ No
☐ CONTINGENCY CONSTRUCTION START

DPZ SETBACK INFORMATION	
Front:	
Rear:	
Side:	
Side St.:	
All minimum setbacks met?	☐ Yes ☐No
Is Entrance Permit Required?	☐ Yes ☐No
Historic District?	☐ Yes ☐No
Lot Coverage for New Town Zone:	
SDP/Red-line approval date:	

Filing Fee	$ 180.00
Permit Fee	$
Tech Fee	$
Excise Tax	$
PSFS	$
Guaranty Fund	$ 50.00
Add'l per Fee	$
Total Fees	$
Sub-Total Paid	$
Balance Due	$
Check	#

Distribution of Copies: White: Building Officials Green: PSZA,Zoning Yellow: PSZA,Engineering Pink: Health Gold: SHA

Building Permit Application

Howard County Maryland
Department of Inspections, Licenses and Permits
3430 Court House Drive
Permits: 410-313-2455
www.howardcountymd.gov

Date Received: 10-9-14

Permit No.: B14003709

Building Address: 15275 Sweetbay St
City: Woodbine State: MD Zip Code: 21797
Suite/Apt. #: SDP/WP/BA #:
Census Tract: Subdivision: Belle Haven Est
Section: – Area: – Lot: 26
Tax Map: 14 Parcel: 66 Grid: 20
Zoning: Map Coordinates: Lot Size: 40,366

Existing Use: SFD
Proposed Use: SFD w/ propane Tank
Estimated Construction Cost: $ 8000
Description of Work:
Install 1000 gal in-ground propane Tank

Occupant or Tenant:
Was tenant space previously occupied? ☐Yes ☐No
Contact Name:
Address: owner
City: State: Zip Code:
Phone: Fax:
Email:

Property Owner's Name: K Hovanian Homes of MD
Address: 1802 Brightseat Rd
City: Landover State: MD Zip Code: 20785
Phone: Fax:
Email:

Applicant's Name & Mailing Address, (If other than stated herein)
Applicant's Name: Jeremy Clancy
Address: Po Box 1253
City: Elkersburg State: MD Zip Code: 21784
Phone: 443-340-1229 Fax:
Email: Jeremy@applied Approved Permits

Contractor Company: Valley National Gas
Contact Person: William Crossing
Address: 7201 Montevideo Rd
City: Jessup State: MD Zip Code: 20794
License No.: 67793
Phone: 410-799-1114 Fax:
Email:

Engineer/Architect Company:
Responsible Design Prof.:
Address: Contractor
City: State: Zip Code:
Phone: Fax:
Email:

Commercial Building Characteristics	*Residential Building Characteristics*
Height:	☐ SF Dwelling ☐ SF Townhouse
No. of stories:	Depth Width
Gross area, sq. ft./floor:	1st floor:
	2nd floor:
Area of construction (sq. ft.):	Basement:
	☐ Finished Basement
Use group:	☐ Unfinished Basement
	☐ Crawl Space
Construction type:	☐ Slab on Grade
☐ Reinforced Concrete	No. of Bedrooms:
☐ Structural Steel	*Multi-family Dwelling*
☐ Masonry	No. of efficiency units:
☐ Wood Frame	No. of 1 BR units:
☐ State Certified Modular	No. of 2 BR units:
	No. of 3 BR units:
	Other Structure:
	Dimensions:
➢ Roadside Tree Project Permit	Footings:
☐Yes ☑No	Roof:
Roadside Tree Project Permit #	☐ State Certified Modular
	☐ Manufactured Home

Utilities	
Water Supply	
☐ Public	
☑ Private	
Sewage Disposal	
☐ Public	
☑ Private	
Electric: ☐ Yes ☑ No	
Gas: ☑ Yes ☐ No	
Heating System	
☐ Electric ☐ Oil	
☐ Natural Gas ☐ Propane Gas	
☐ Other:	
Sprinkler System:	
☐ Yes ☐ No	
Grading Permit Number:	
Building Shell Permit Number:	

THE UNDERSIGNED HEREBY CERTIFIES AND AGREES AS FOLLOWS: (1) THAT HE/SHE IS AUTHORIZED TO MAKE THIS APPLICATION; (2) THAT THE INFORMATION IS CORRECT; (3) THAT HE/SHE WILL COMPLY WITH ALL REGULATIONS OF HOWARD COUNTY WHICH ARE APPLICABLE THERETO; (4) THAT HE/SHE WILL PERFORM NO WORK ON THE ABOVE REFERENCED PROPERTY NOT SPECIFICALLY DESCRIBED IN THIS APPLICATION; (5) THAT HE/SHE GRANTS COUNTY OFFICIALS THE RIGHT TO ENTER ONTO THIS PROPERTY FOR THE PURPOSE OF INSPECTING THE WORK PERMITTED AND POSTING NOTICES.

Applicant's Signature *Print Name* Jeremy Clancy
Email Address Jeremy@Applied and Approved.com *Date* 10/9/14
Title/Company permits

Checks Payable to: DIRECTOR OF FINANCE OF HOWARD COUNTY
PLEASE WRITE NEATLY & LEGIBLY

-FOR OFFICE USE ONLY-

AGENCY	DATE	SIGNATURE OF APPROVAL
State Highways		
Building Officials		
PSZA (Zoning)		
PSZA (Engineering)		
Health	10/22/14	H. Oswald

Is Sediment Control approval required for issuance? ☐ Yes ☐ No
☐ CONTINGENCY CONSTRUCTION START

DPZ SETBACK INFORMATION
Front:
Rear:
Side:
Side St.:
All minimum setbacks met? ☐ Yes ☐No
Is Entrance Permit Required? ☐ Yes ☐No
Historic District? ☐ Yes ☐No
Lot Coverage for New Town Zone:
SDP/Red-line approval date:

Filing Fee	$
Permit Fee	$
Tech Fee	$
Excise Tax	$ 110.00
PSFS	$
Guaranty Fund	$
Add'l per Fee	$
Total Fees	$
Sub-Total Paid	$
Balance Due	$
Check	# 3858

Distribution of Copies: White: Building Officials Green: PSZA,Zoning Yellow: PSZA,Engineering Pink: Health Gold: SHA

T:\Operations\Updated Forms\Building applmp 8.2012.docx

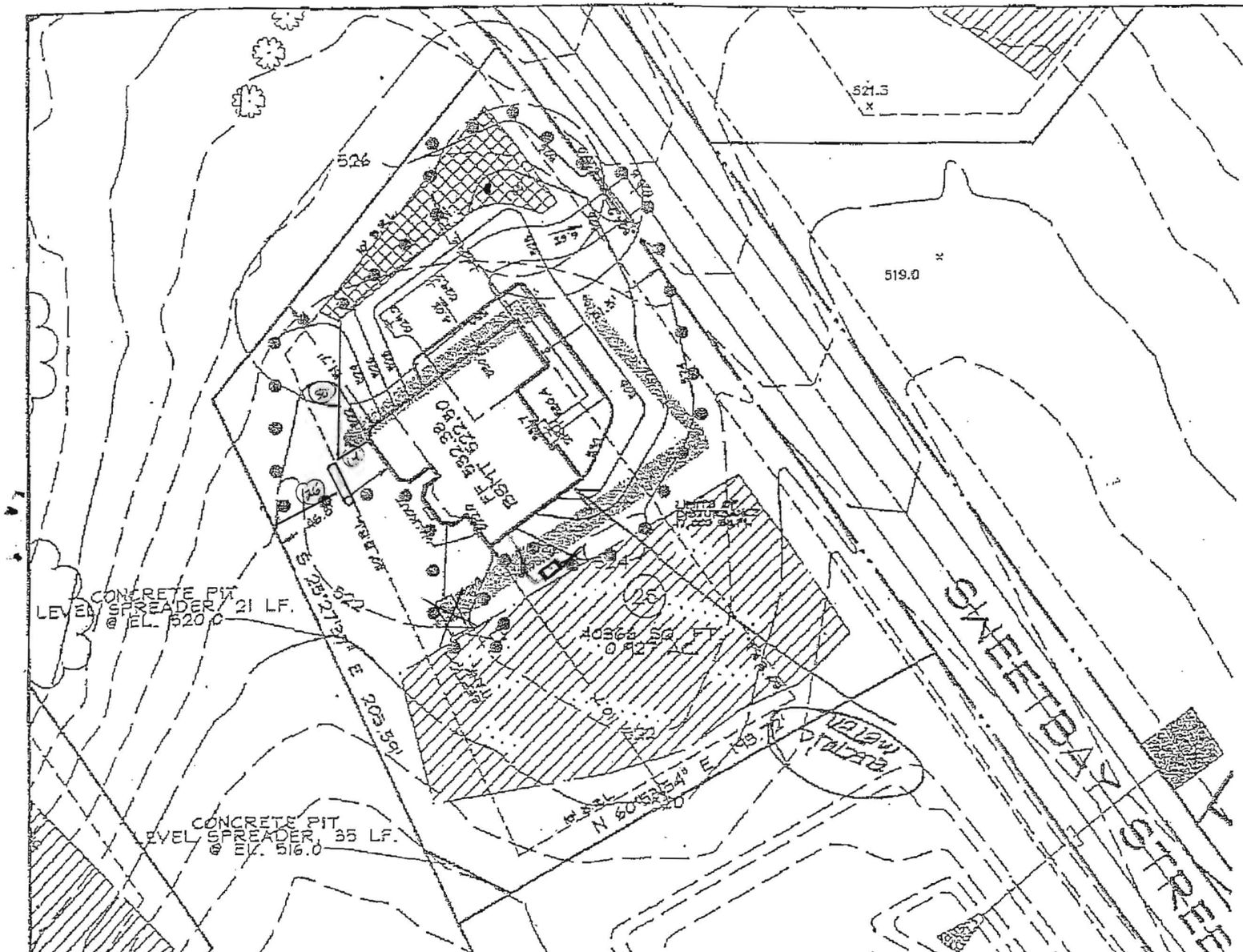

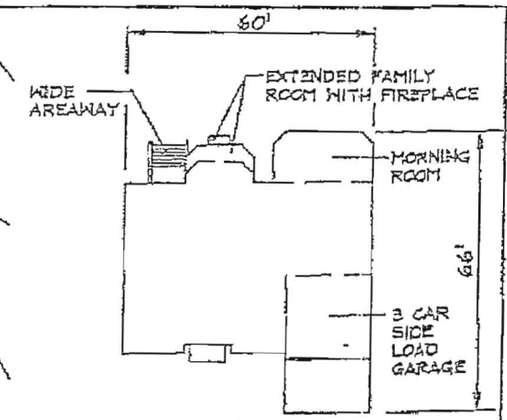

MANHATTAN
ELEVATION 'C'
BRICK AND STONE FRONT

GENERAL NOTES

1. THE EXISTING WELL SHOWN ON THIS PLAN (HO-93-0634) HAS BEEN LOCATED BY DDC, PROFESSIONAL LAND SURVEYOR, AND IS ACCURATELY SHOWN.
2. BASE SQUARE FOOTAGE OF HOUSE: 4,279 sq.ft.
   NUMBER OF BEDROOMS: 4
3. INFORMATION SHOWN ON THIS PLAN BASED ON PLANS PREPARED BY DMW DATED 6/25/07. EXISTING TOPOGRAPHY BASED ON GRADING PLAN PREPARED BY DEMARIO DESIGN CONSULTANTS DATED 7/9/07 AND FIELD RUN TOPOGRAPHY PREPARED BY DDC INC IN JAN. 2012.
4. EJECTOR PUMP REQUIRED TO SEWER BASEMENT

10/22/14 -
Plan approved for B14003709 (inground propane tank). - H.O.

DDC
Development Design Consultants

Planners
Surveyors
Engineers
Landscape Architects

192 East Main Street
Westminster, MD 21157
(410)848-8580
(410)848-8584 (fax)
DDC@DDCinc.com
www.DDCinc.com

DDC JOB#:	06116.5
DATE:	03/07/14
SCALE:	1" = 50'
DES. BY:	JHK
DRN. BY:	JHK
CHK. BY:	BKC

BELLE HAVEN ESTATES
3rd ELECTION DISTRICT HOWARD COUNTY, MD
TAX MAP 14, PARCEL 66

LOT 26
15275 SWEETBAY STREET
WOODBINE, MD 21797
PLOT PLAN
KHOV ELEVATION

OWNER/BUILDER: K.HOVNANIAN HOMES
1802 Brightseat Road
Landover, Maryland 20785
(301)683-6268

K Hovnanian® Homes™

LETTER OF TRANSMITTAL

K. Hovnanian Homes of MD, LLC
1802 Brightseat Rd. • Landover, MD 20785
301-772-8900 • 301-772-8925 Fax

DATE 4/24/14	JOB NO.
ATTENTION	
RE: Belle Haven Estates 107 (26)	
15275 Sweetbay St. B14-0008K	

TO Howard County Health Dept.
c/o Mr. Jeffrey Williams

WE ARE SENDING YOU ☐ Attached ☐ Under separate cover via _____ the following items:
☐ Shop drawings ☐ Prints ☐ Plans ☐ Samples ☐ Specifications
☐ Copy of letter ☐ Change Order ☐ _____

COPIES	DATE	NO.	DESCRIPTION
2			Revised architectural plans (*)

THESE ARE TRANSMITTED as checked below:
☐ For approval ☐ Approved as submitted ☐ Resubmit _____ copies of approval
☐ For your use ☐ Approved as noted ☐ Submit _____ copies for distribution
☒ As requested ☐ Returned for corrections ☐ Return _____ corrected prints
☒ For review and comment - ☐ _____
☐ FOR BIDS USE _____ 20____ ☐ PRINTS RETURNED AFTER LOAN TO US

REMARKS
(*) Revised plans to address comments from your email
- Deletion of finished area in basement
- Clarification (deletion) of full bath on first floor

COPY TO _____

SIGNED: CA

If enclosures are not as noted, kindly notify us at once.

K Hovnanian® Homes™

LETTER OF TRANSMITTAL

K. Hovnanian Homes of MD, LLC
1802 Brightseat Rd. • Landover, MD 20785
301-772-8900 • 301-772-8925 Fax

TO Howard County Health Dept.

DATE 6/24/14	JOB NO.
ATTENTION	
RE: Bellehaven lot 26	
15275 Sweetbay Street	
Woodbine, MD. 21797	

WE ARE SENDING YOU ☐ Attached ☐ Under separate cover via _____ the following items:

☐ Shop drawings ☐ Prints ☐ Plans ☐ Samples ☐ Specifications

☐ Copy of letter ☐ Change Order ☐ _____

RECEIVED
JUN 24 2014
HOWARD COUNTY HEALTH DEPT.
BUREAU OF ENVIRONMENTAL HEALTH

COPIES	DATE	NO.	DESCRIPTION
3			BAT plans
3			Wall check
3			Site plan
1			Floor plan
1			copy of O&M agreement

THESE ARE TRANSMITTED as checked below:

☐ For approval ☐ Approved as submitted ☐ Resubmit _____ copies of approval

☐ For your use ☐ Approved as noted ☐ Submit _____ copies for distribution

☐ As requested ☐ Returned for corrections ☐ Return _____ corrected prints

☐ For review and comment - ☐ _____

☐ FOR BIDS USE _____ 20____ ☐ PRINTS RETURNED AFTER LOAN TO US

REMARKS

Septic Permit Review info

Chris Willett

COPY TO _____

SIGNED: _____

If enclosures are not as noted, kindly notify us at once.

K Hovnanian Homes

Chester Willett

Permits Manager

K. Hovnanian Homes of Maryland, LLC

1802 Brightseat Road
Landover, MD 20785

Direct: 301.683.6268
Fax: 301.683.6371
Cell: 240.375.4515
cwillett@khov.com
khov.com

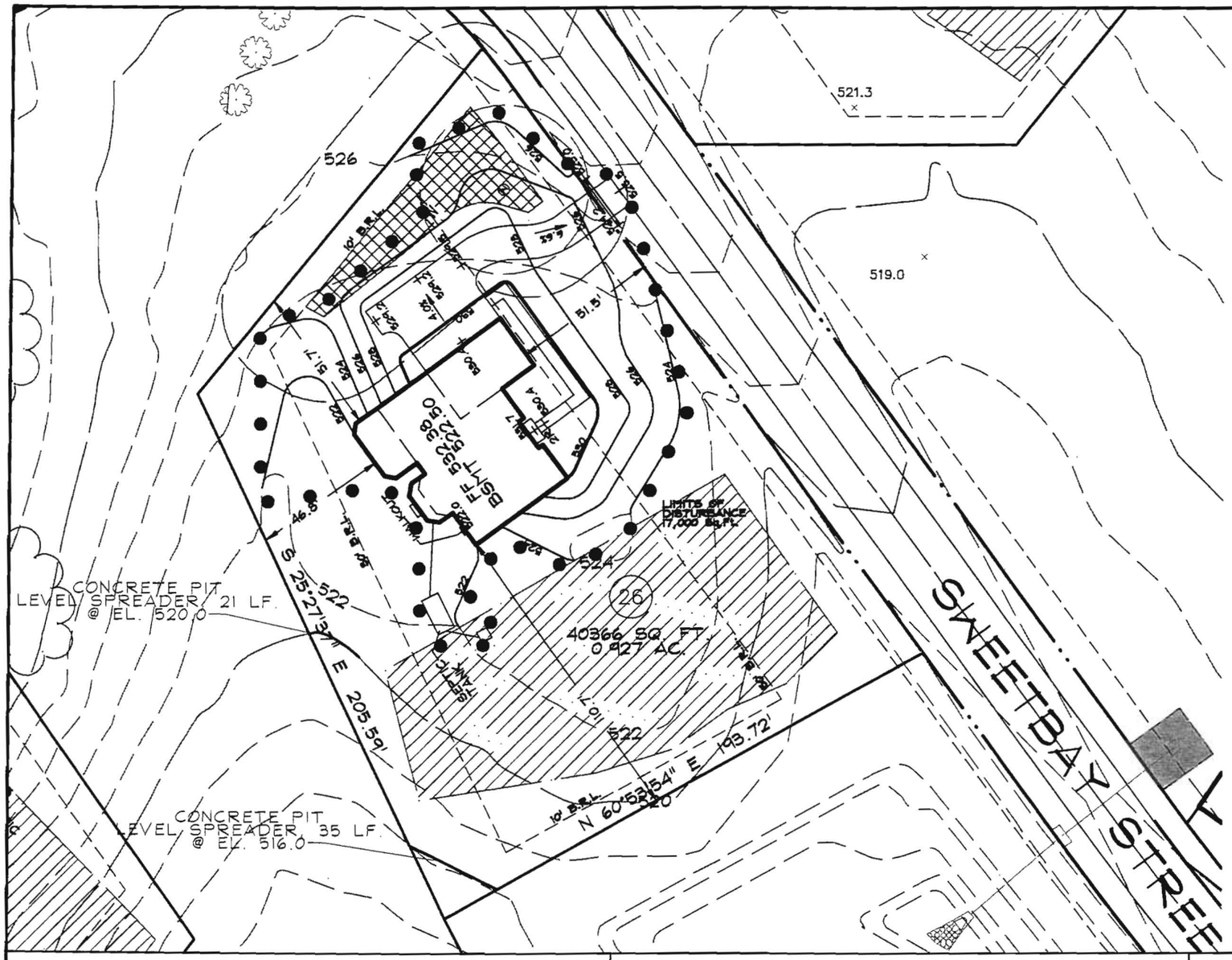

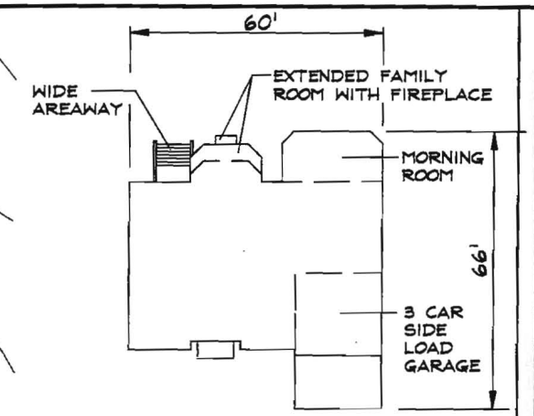

MANHATTAN
ELEVATION 'C'
BRICK AND STONE FRONT

GENERAL NOTES

1. THE EXISTING WELL SHOWN ON THIS PLAN (HO-95-0634) HAS BEEN LOCATED BY DDC, PROFESSIONAL LAND SURVEYOR, AND IS ACCURATELY SHOWN.
2. BASE SQUARE FOOTAGE OF HOUSE: 4,279 sq.ft.
   NUMBER OF BEDROOMS: 4
3. INFORMATION SHOWN ON THIS PLAN BASED ON PLANS PREPARED BY DMW DATED 6/25/07. EXISTING TOPOGRAPHY BASED ON GRADING PLAN PREPARED BY DEMARIO DESIGN CONSULTANTS DATED 7/9/07 AND FIELD RUN TOPOGRAPHY PREPARED BY DDC INC IN JAN. 2012.
4. EJECTOR PUMP REQUIRED TO SEWER BASEMENT

DDC INC
Development Design Consultants

Planners
Surveyors
Engineers
Landscape Architects

192 East Main Street
Westminster, MD 21157
410.386.0560
410.386.0564 (Fax)
DDC@DDCinc.us
www.DDCinc.us

DDC JOB#:	06116.5
DATE:	03/07/14
SCALE:	1" = 50'
DES. BY:	JHK
DRN. BY:	JHK
CHK. BY:	BKC

BELLE HAVEN ESTATES
3rd ELECTION DISTRICT HOWARD COUNTY, MD
TAX MAP 14, PARCEL 66

LOT 26
15275 SWEETBAY STREET
WOODBINE, MD 21797
PLOT PLAN
KHOV ELEVATION

OWNER/BUILDER: K.HOVNANIAN HOMES
1802 Brightseat Road
Landover, Maryland 20785
(301)683-6268

W:\06116.5 - Belle Haven Khov\dwg\RESTES\Lot 26\LOT 26 (03-07-14).dwg, 3/7/2014 4:45:02 PM, DDC.PDF.pc3

MID ATLANTIC AREA

KHovnanian™ Homes

4/24/14
REVISED PLANS SUBMITTED FOR REVIEW BY MR. WILLIAMS
CARSON WILLIAMS
KHOVNANIAN HOMES

Belle Haven lot (26)
15275 Sweetbay Street

MANHATTAN

REVISION DATE: 6-20-2013

INDEX

SHEET	DRAWING
1A	TITLE SHEET
PG-1B	2012 IECC CODE COMPLIANCE NOTES
PG-1C	PG COUNTY DETAILS
1D	RES-CHECK
2A	ELEVATION "A" – STD. 8' SECOND FLOOR
2B	ELEVATION "A" W/ BRICK & STONE – STD. 8' SECOND FLOOR
2C	ELEVATION "A" – STD. 9' SECOND FLOOR
2D	ELEVATION "A" W/ BRICK & STONE – STD. 9' SECOND FLOOR
2E	ELEVATION "B" – STD. 8' SECOND FLOOR
2F	ELEVATION "B" W/ BRICK & STONE – STD. 8' SECOND FLOOR
2G	ELEVATION "B" – STD. 9' SECOND FLOOR
2H	ELEVATION "B" W/ BRICK & STONE – STD. 9' SECOND FLOOR
2J	ELEVATION "B" PARTIAL PLANS
2K	ELEVATION "C" – STD. 8' SECOND FLOOR
2L	ELEVATION "C" W/ BRICK & STONE – STD. 8' SECOND FLOOR
2M	ELEVATION "C" – STD. 9' SECOND FLOOR
2N	ELEVATION "C" W/ BRICK & STONE – STD. 9' SECOND FLOOR
2P	ELEVATION "C" PARTIAL PLANS
2Q	ELEVATION "D" – STD. 8' SECOND FLOOR
2R	ELEVATION "D" W/ BRICK & STONE – STD. 8' SECOND FLOOR
2S	ELEVATION "D" – STD. 9' SECOND FLOOR
2T	ELEVATION "D" W/ BRICK & STONE – STD. 9' SECOND FLOOR
2U	ELEVATION "D" PARTIAL PLANS
3A	FOUNDATION PLANS – STD. FULL BASEMENT
3B	FOUNDATION PLANS – OPT. FINISHED LOWER LEVEL
4A	FIRST FLOOR PLANS
5A	SECOND FLOOR PLANS
6A	OPT. 2-CAR SIDE LOAD GARAGE
6B	OPT. 3-CAR SIDE LOAD GARAGE
6C	OPT. 3RD CAR GARAGE
6D	OPT. MORNING ROOM
6E	OPT. BEDROOM #5
6F	OPT. 4' FAMILY ROOM EXT.
6G	OPT. CONSERVATORY
6H	OPT. FIRST FLOOR SUITE W/ BATH
6J	OPT. FIRST FLOOR SUITE #2 W/ BATH
6K	OPT. ALT. FIRST FLOOR SUITE W/ BATH
7A	WALL SECTION – STD. BASEMENT
7B	BUILDING SECTIONS "A-A"
7C	BUILDING SECTIONS "B-B"
8A	OPT. FINISHED LOWER LEVEL ELECTRICAL PLAN
8B	FIRST FLOOR ELECTRICAL PLAN
8C	SECOND FLOOR ELECTRICAL PLAN
8D	OPT. FIRST FLOOR SUITE W/ BATH #2 ELECTRICAL PLANS
8E	OPT. ALT. FIRST FLOOR SUITE W/ BATH ELECTRICAL PLANS
9A	PORTICO PORCH DETAILS

2012 IECC & IRC BUILDING CODE

DATE	DESCRIPTION
9-8-2010	PRELIMINARY PLANS
2-17-2011	MISC. REVISIONS
4-8-2011	ADDED OPT. AREAWAYS TO BASEMENT PLANS
8-30-2011	AR-CPD-11-192
11-17-2011	PROTOTYPE REVISIONS
11-21-2011	AR-CPD-11-278
1-6-2012	AR-CPD-12-5
3-26-2012	PLAN REDESIGN / ADDED ELEVATION D / ADDED OPTIONS
4-23-2012	OPT. BEDROOM SUITE SHOWER REVISIONS
5-28-2012	MISC. REVISIONS
6-19-2012	DTO COMMENTS
6-25-2012	ADDITIONAL DTO COMMENTS
7-23-2012	ADDED BRICK/STONE LOCATIONS TO SIDE LOAD GARAGE ELEVS
9-5-2012	CPR-AR-12-259
11-7-2012	CPD-AR-12-372
2-22-2013	AR-2013-04
3-13-2013	REVISED PG COUNTY NOTES SHEET
3-15-2013	PROTOTYPE REVISIONS
3-29-2013	AR-2013-37
4-22-2013	AR-2013-42
6-20-2013	AR-2013-107
DATE	DESCRIPTION

KV198_6039

SEE SHEET 9A FOR PORTICO PORCH DETAILS.

MANHATTAN:
ELEVATION "C" W/ FULL BRICK
(SHOWN W/ OPT. 9' SECOND FLOOR)

SEE SHEET 9A FOR PORTICO PORCH DETAILS.

MANHATTAN:
ELEVATION "C" W/ BRICK & STONE
(SHOWN W/ OPT. 9' SECOND FLOOR)

NOTES:

1. ALL INTERIOR & EXTERIOR WALLS ARE SHOWN @ 3 1/2" UNLESS OTHERWISE NOTED.

SCALE:

1/8" = 1'-0" @ 11 x 17
1/4" = 1'-0" @ 24 X 36

SHEET NUMBER	2N
SCALE	AS NOTED
DRAWN BY	
DATE	6-20-2013

REVISY	DATE	REV.#	REMARKS

REVISY	DATE	REV.#	REMARKS

MODEL: MANHATTAN
SET #

KLIvnanian™ Companies

MANHATTAN

KV198_6039

SCALE:
1/8" = 1'-0" @ 11 x 17
1/4" = 1'-0" @ 24 X 36

NOTES:
1. ALL INTERIOR & EXTERIOR WALLS ARE SHOWN @ 3 1/2" UNLESS OTHERWISE NOTED.

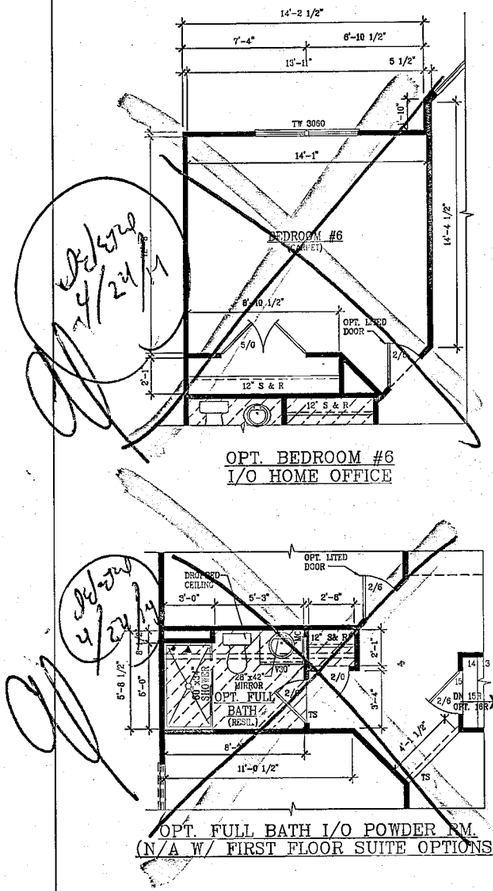

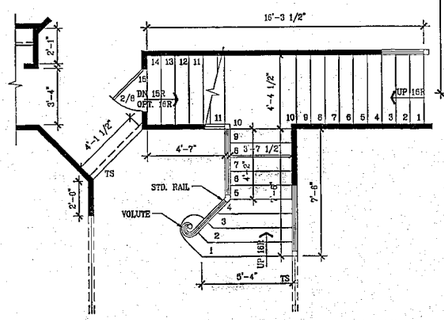

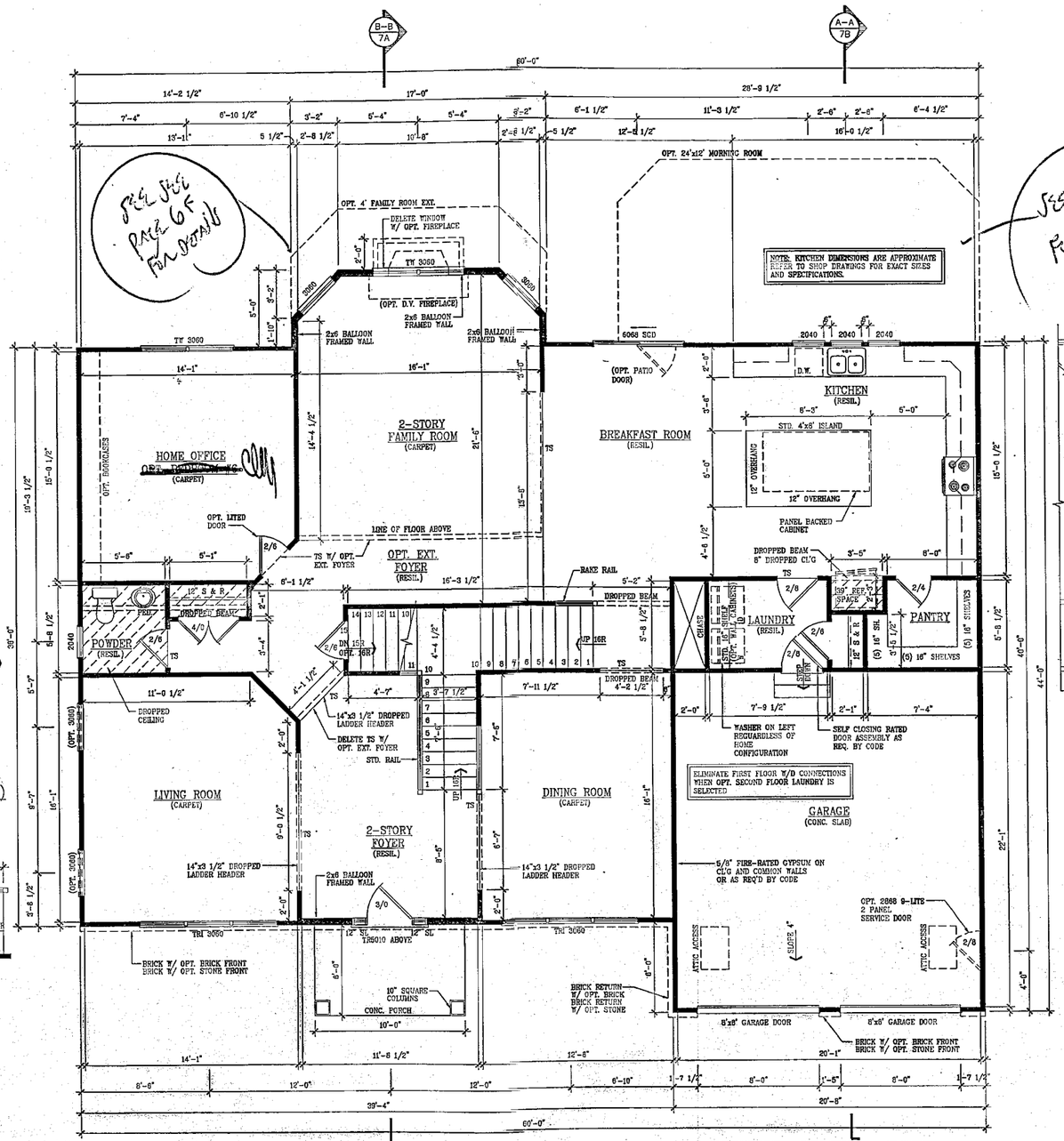

FIRST FLOOR PLAN
ELEVATION "A"

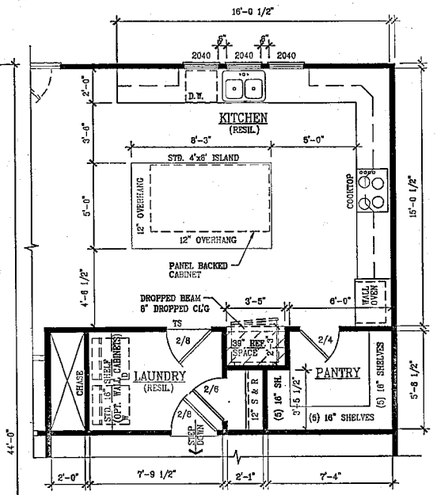

NOTE:
OPT. 2-CAR & 3-CAR SIDE LOAD GARAGE.
SEE SHEETS 6A & 6B FOR DETAILS.

NOTE:
OPT. 3RD CAR GARAGE.
SEE SHEETS 6C FOR DETAILS.

MANHATTAN
KV198_6039

SHEET NUMBER	4A
SCALE	AS NOTED
DRAWN BY	
DATE	6-20-2013

REV.BY	DATE	REV.#	REMARKS

REV.BY	DATE	REV.#	REMARKS
GD	8-26-13	2013-107	

MODEL: MANHATTAN
SET #

KHmanian™ Companies

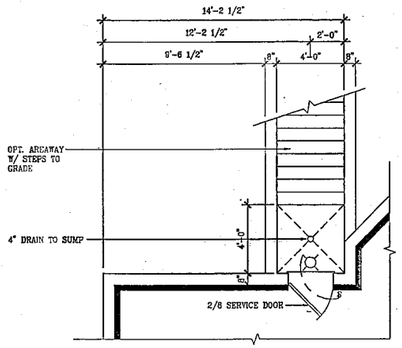

OPT. SINGLE AREAWAY

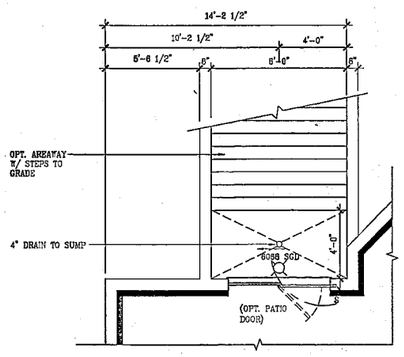

OPT. DOUBLE AREAWAY

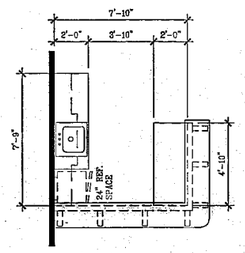

OPT. LARGE WETBAR

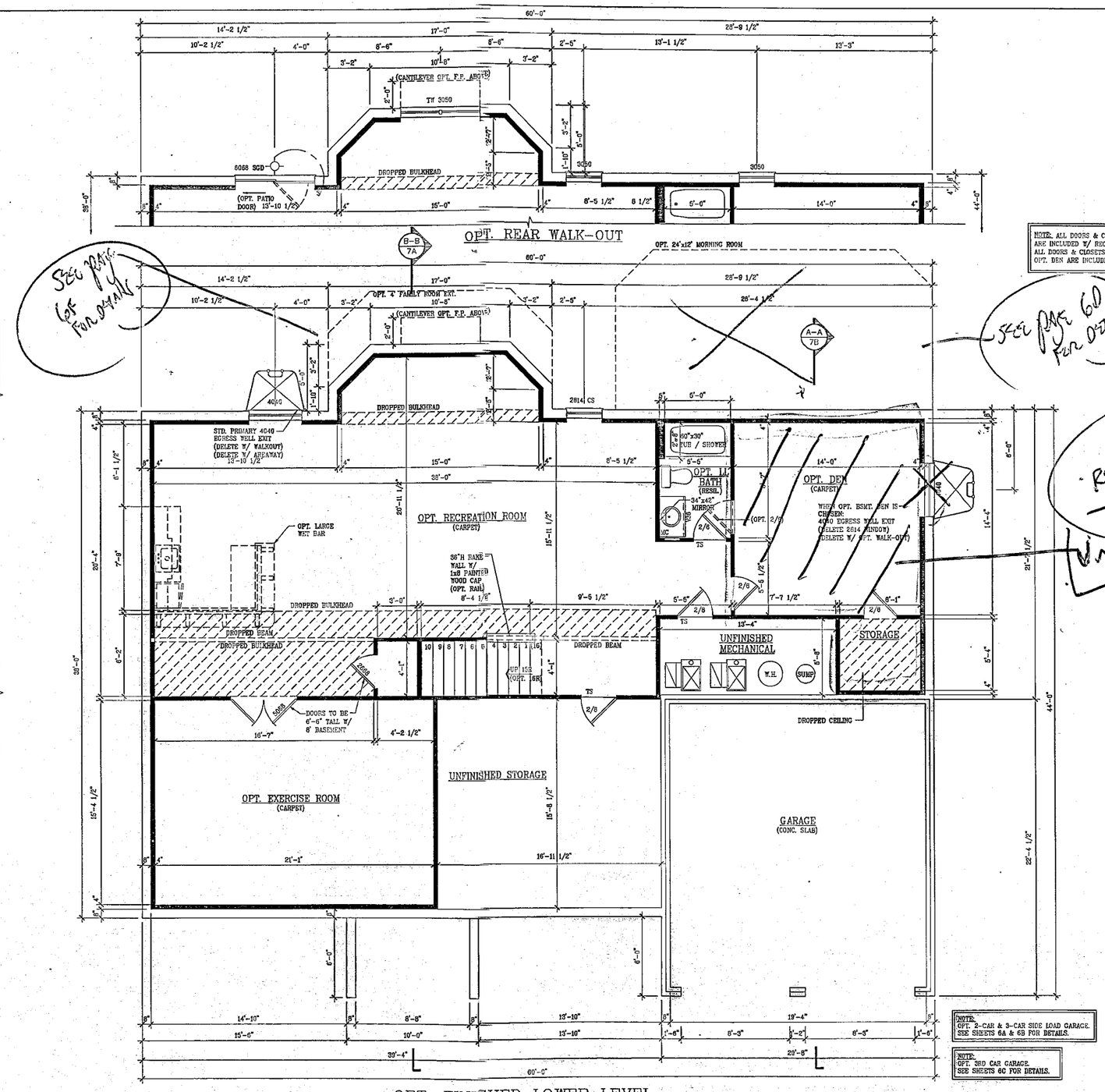

OPT. FINISHED LOWER LEVEL

NOTE: ALL DOORS & CLOSETS CONTIGUOUS W/ OPT. REC. ROOM ARE INCLUDED W/ REC. ROOM.
ALL DOORS & CLOSETS CONTIGUOUS W/ OPT. DEN ARE INCLUDED W/ OPT. DEN.

NOTE:
OPT. 2-CAR & 3-CAR SIDE LOAD GARAGE.
SEE SHEETS 6A & 6B FOR DETAILS.

NOTE:
OPT. 3RD CAR GARAGE.
SEE SHEETS 6C FOR DETAILS.

NOTES:

1. ALL INTERIOR & EXTERIOR WALLS ARE SHOWN @ 3 1/2" UNLESS OTHERWISE NOTED.

SCALE:

1/8" = 1'-0" @ 11 x 17
1/4" = 1'-0" @ 24 X 36

SEE PAGE 6A FOR DETAILS

SEE PAGE 6D FOR DETAILS

Revised 4/22/13

Unfinished

SHEET NUMBER	3B
SCALE	AS NOTED
DRAWN BY	
DATE	6-20-2013

REV/BY	DATE	REV.#	REMARKS

REV/BY	DATE	REV.#	REMARKS

MODEL MANHATTAN
SET #

KHovnanian Companies

MANHATTAN
KV198_6039

NOTES:

1. ALL INTERIOR & EXTERIOR WALLS ARE SHOWN @ 3 1/2" UNLESS OTHERWISE NOTED.

SCALE:

1/8" = 1'-0" @ 11 x 17
1/4" = 1'-0" @ 24 X 36

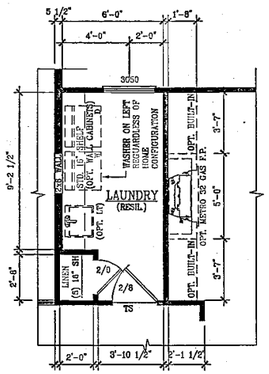

OPT. 2ND FLOOR LAUNDRY
I/O SITTING ROOM

ELIMINATE FIRST FLOOR W/D CONNECTIONS WHEN OPT. SECOND FLOOR LAUNDRY IS SELECTED

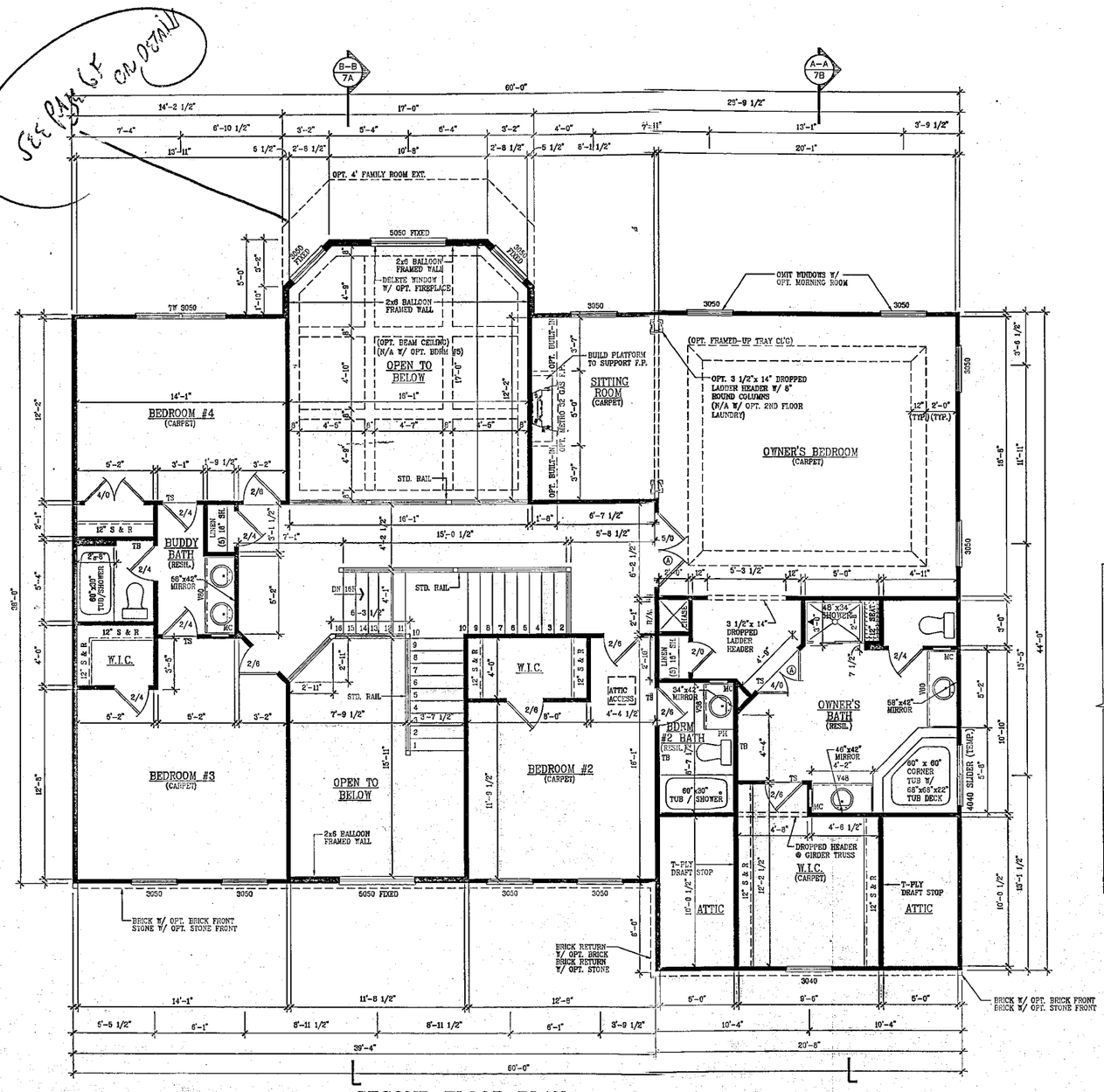

SECOND FLOOR PLAN
ELEVATION "A"

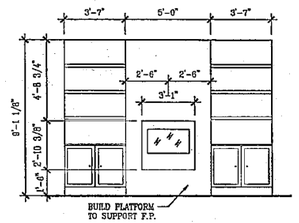

OPT. METRO 32
GAS F.P. W/ BUILT-INS ELEVATION

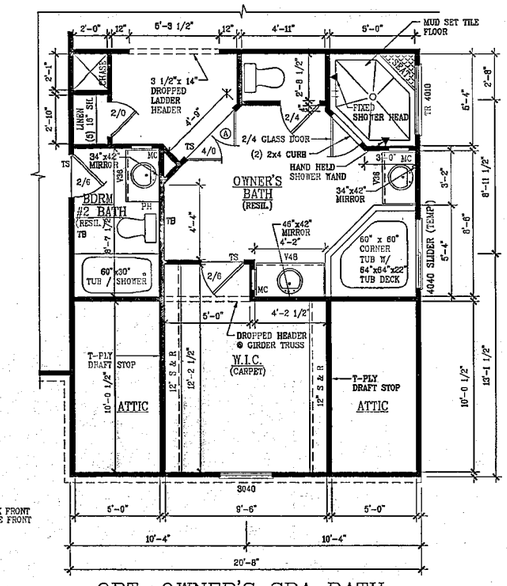

OPT. OWNER'S SPA BATH

SHEET NUMBER	5A
SCALE	AS NOTED
DRAWN BY	
DATE	6-20-2013

REV.BY	DATE	REV.#	REMARKS

REV.BY	DATE	REV.#	REMARKS

MODEL MANHATTAN
SET #

KLIvanian™ Companies

KV198_6039

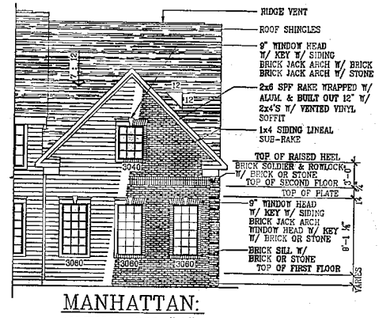

MANHATTAN:
ELEVATION "A"

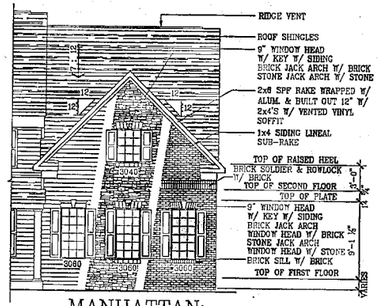

MANHATTAN:
ELEVATION "B"

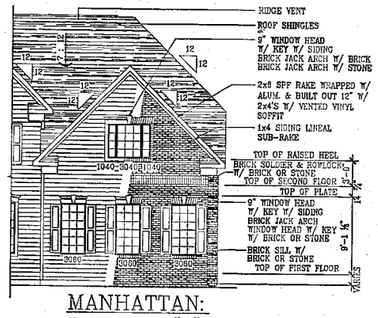

MANHATTAN:
ELEVATION "C"

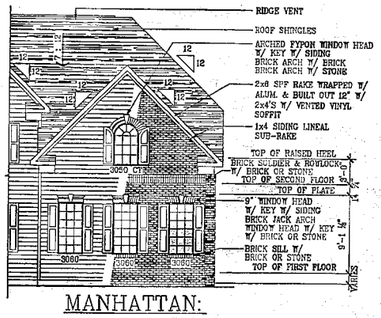

MANHATTAN:
ELEVATION "D"

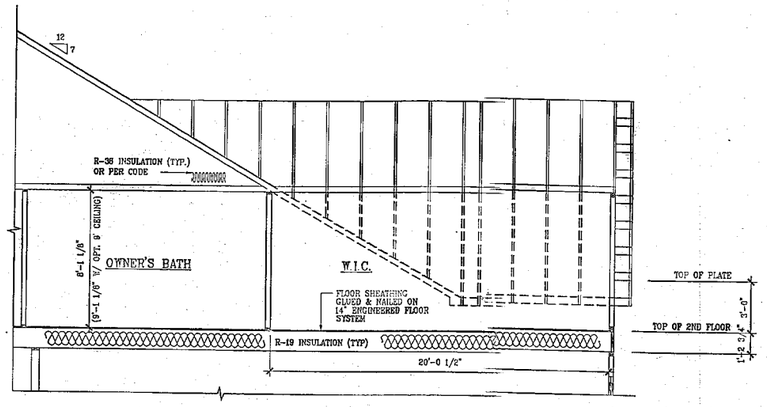

BUILDING SECTION W/ OPT. 3-CAR SIDE LOAD GARAGE

SCALE:
1/8" = 1'-0" @ 11 x 17
1/4" = 1'-0" @ 24 X 36

NOTES:
1. ALL INTERIOR & EXTERIOR WALLS ARE SHOWN @ 3 1/2" UNLESS OTHERWISE NOTED.

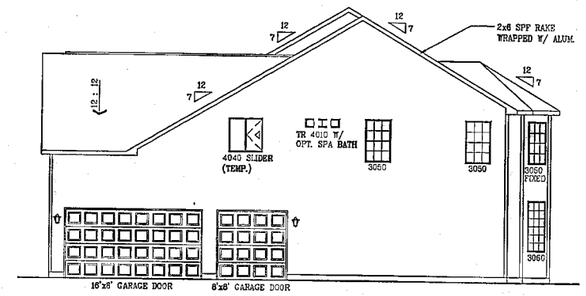

RIGHT SIDE ELEVATION
SCALE: 1/16"=1'-0" @ 11 X 17
SCALE: 1/8"=1'-0" @ 24 x 36

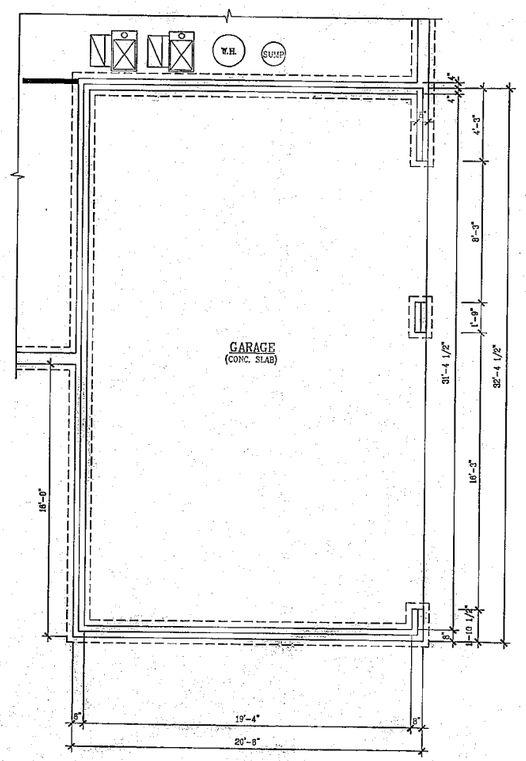

FOUNDATION PLAN – STD. BASEMENT

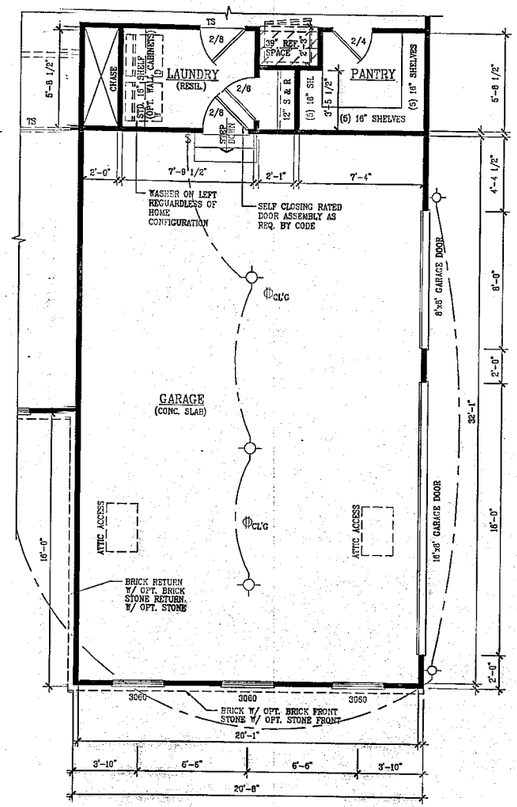

FIRST FLOOR PLAN

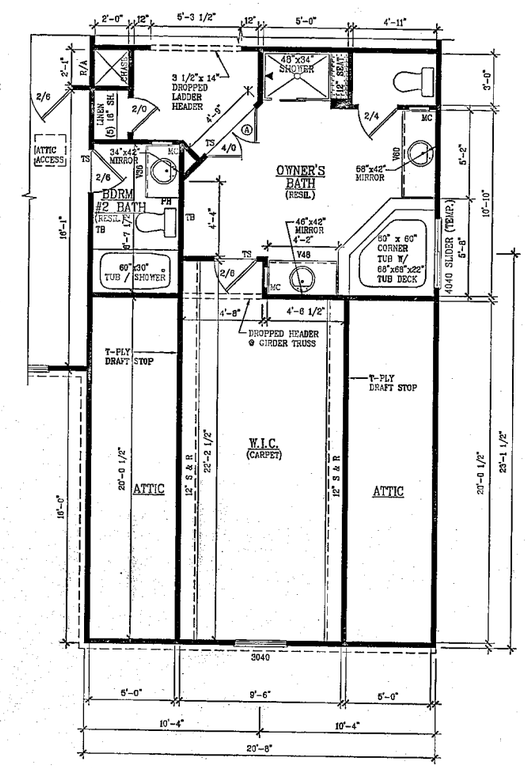

SECOND FLOOR PLAN

OPT. 3-CAR SIDE LOAD GARAGE

MANHATTAN
KV198_6039

SHEET NUMBER
6B
SCALE AS NOTED
DRAWN BY
DATE 6-20-2013

REV BY	DATE	REV #	REMARKS

REV BY	DATE	REV #	REMARKS

MODEL MANHATTAN
SET #

KHmanian™ Companies

SCALE:
1/8" = 1'-0" @ 11 x 17
1/4" = 1'-0" @ 24 X 36

NOTES:
1. ALL INTERIOR & EXTERIOR WALLS ARE SHOWN @ 3 1/2" UNLESS OTHERWISE NOTED.

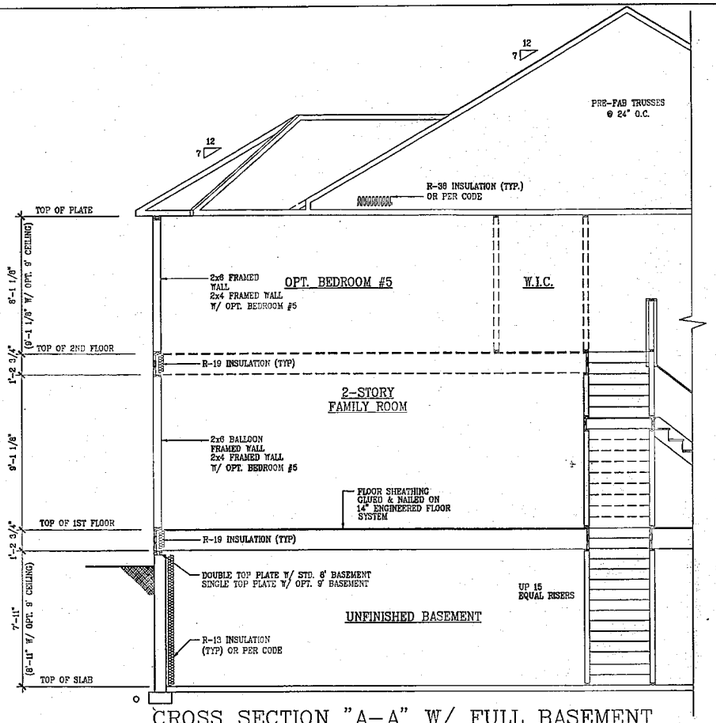

CROSS SECTION "A-A" W/ FULL BASEMENT
(SHOWN W/ OPT. BEDROOM #5)

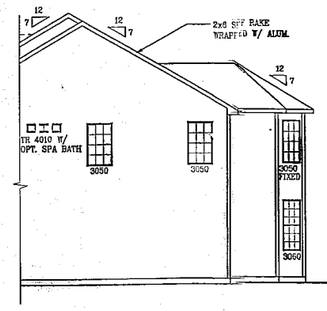

RIGHT SIDE ELEVATION
SCALE: 1/16"=1'-0" @ 11 X 17
SCALE: 1/8"=1'-0" @ 24 x 36

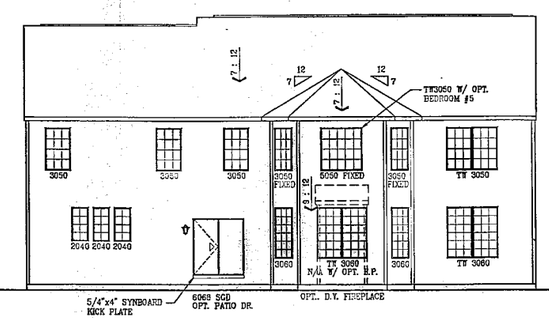

REAR ELEVATION
SCALE: 1/16"=1'-0" @ 11 X 17
SCALE: 1/8"=1'-0" @ 24 x 36

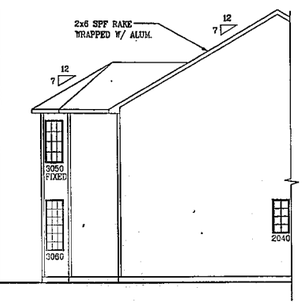

LEFT SIDE ELEVATION
SCALE: 1/16"=1'-0" @ 11 X 17
SCALE: 1/8"=1'-0" @ 24 x 36

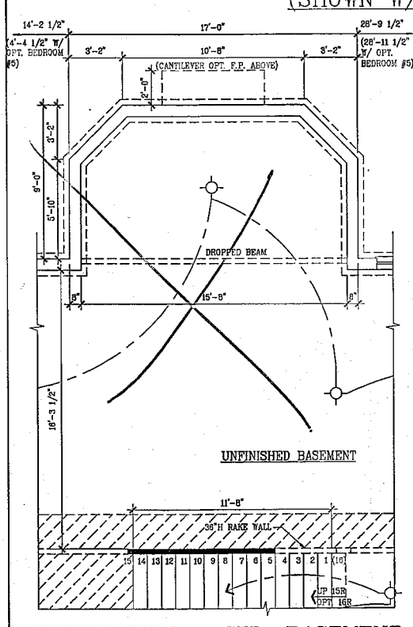

FOUNDATION – STD. BASEMENT

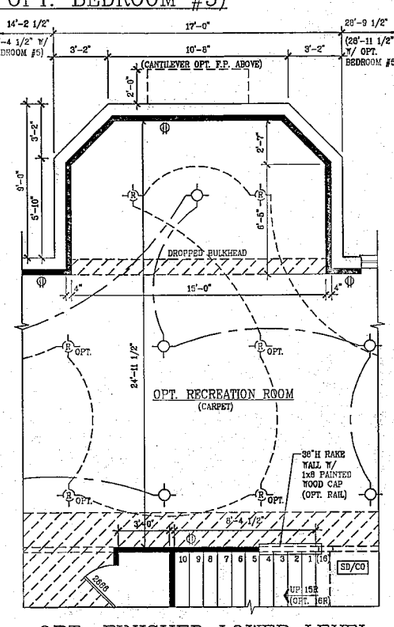

OPT. FINISHED LOWER LEVEL

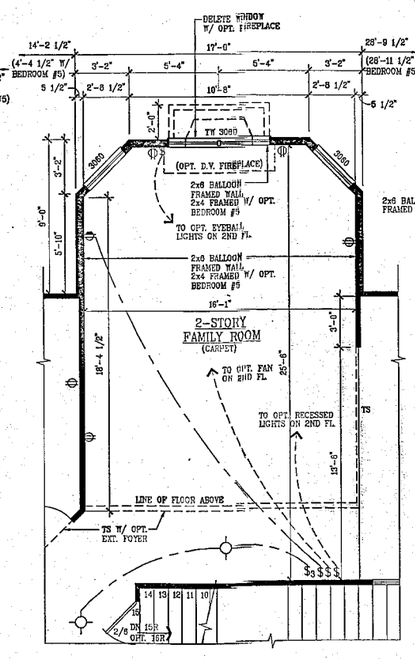

FIRST FLOOR PLAN

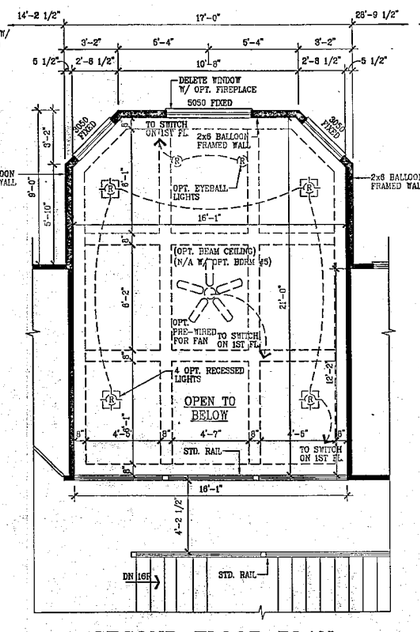

SECOND FLOOR PLAN
OPT. 4' FAMILY ROOM EXT.

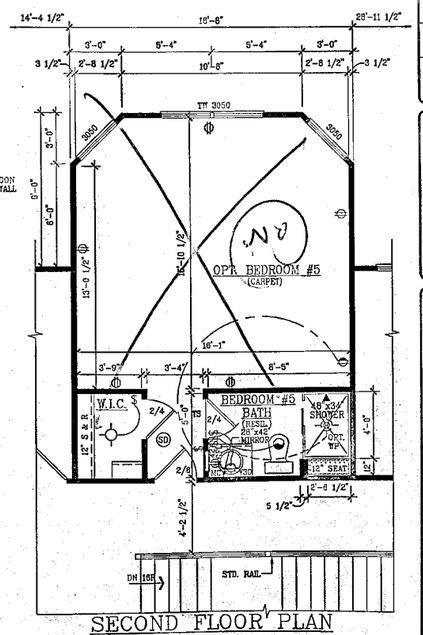

SECOND FLOOR PLAN
W/ OPT. BEDROOM #5
W/ 4' FAMILY ROOM EXT.

REVIEW BY	DATE	REV #	REMARKS

REVIEW	DATE	REV #	REMARKS

SHEET NUMBER 6F
SCALE AS NOTED
DRAWN BY
DATE 6-20-2013
MODEL MANHATTAN
SET #

KLIbmanian Companies

NOTES:

1. ALL INTERIOR & EXTERIOR WALLS ARE SHOWN @ 3 1/2" UNLESS OTHERWISE NOTED.

SCALE:

1/8" = 1'-0" @ 11 x 17
1/4" = 1'-0" @ 24 X 36

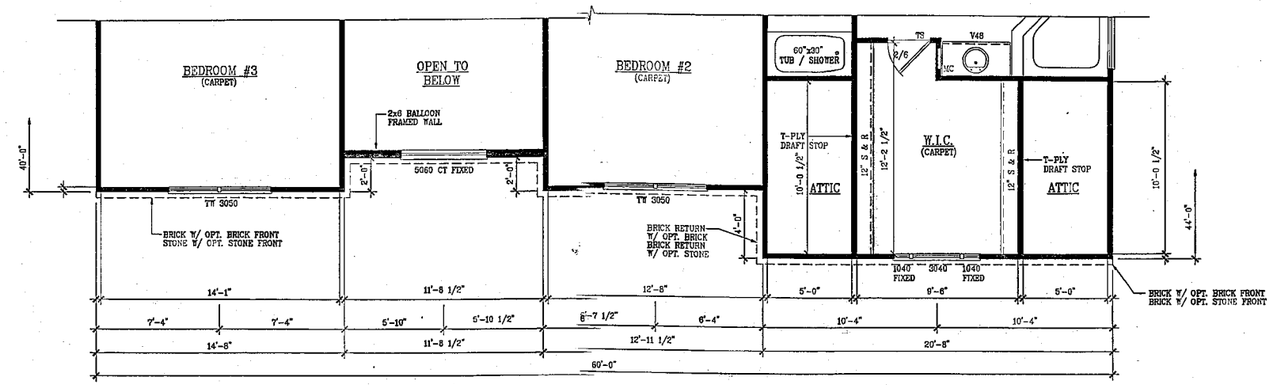

SECOND FLOOR PLAN
ELEVATION "C"

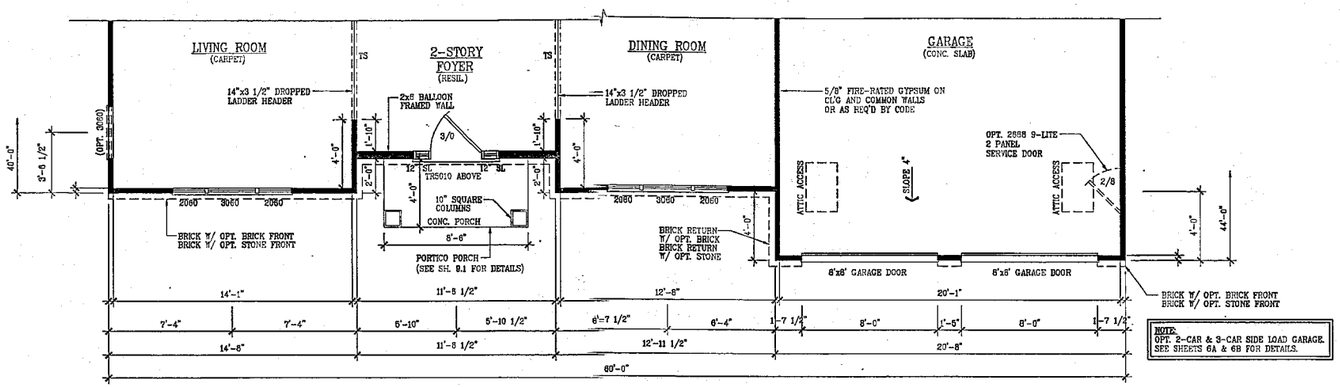

FIRST FLOOR PLAN
ELEVATION "C"

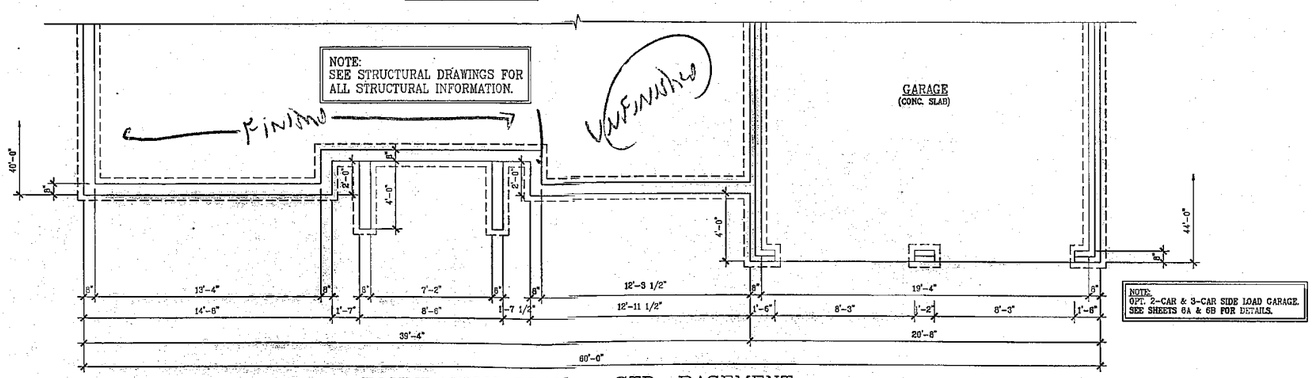

FOUNDATION PLAN – STD. BASEMENT
ELEVATION "C"

MANHATTAN
KV198_6039

SHEET NUMBER	2P
SCALE	AS NOTED
DRAWN BY	
DATE	6-20-2013

REV.BY	DATE	REV.#	REMARKS

REV.BY	DATE	REV.#	REMARKS

MODEL: MANHATTAN
SET #

KHovnanian Companies

SCALE:
1/8" = 1'-0" @ 11 x 17
1/4" = 1'-0" @ 24 X 36

NOTES:
1. ALL INTERIOR & EXTERIOR WALLS ARE SHOWN @ 3 1/2" UNLESS OTHERWISE NOTED.

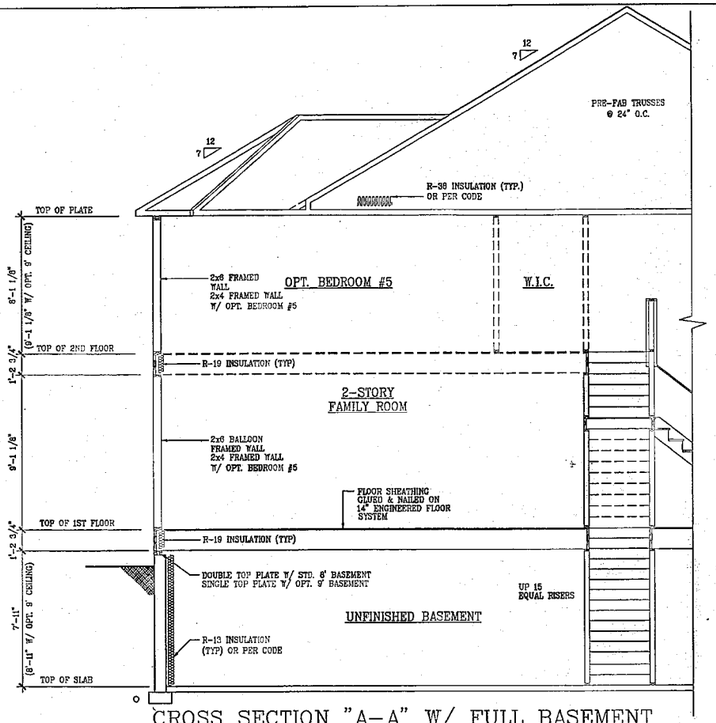

CROSS SECTION "A-A" W/ FULL BASEMENT
(SHOWN W/ OPT. BEDROOM #5)

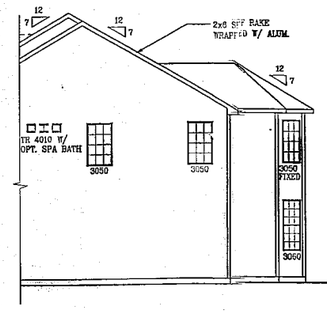

RIGHT SIDE ELEVATION
SCALE: 1/16"=1'-0" @ 11 X 17
SCALE: 1/8"=1'-0" @ 24 x 36

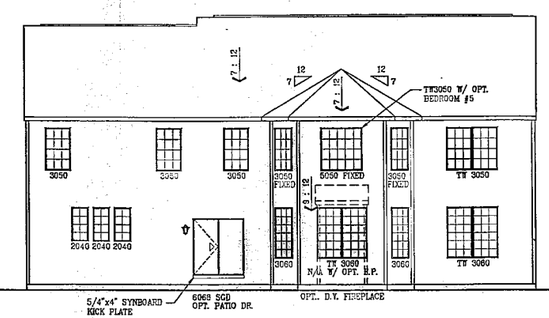

REAR ELEVATION
SCALE: 1/16"=1'-0" @ 11 X 17
SCALE: 1/8"=1'-0" @ 24 x 36

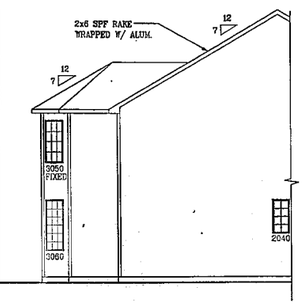

LEFT SIDE ELEVATION
SCALE: 1/16"=1'-0" @ 11 X 17
SCALE: 1/8"=1'-0" @ 24 x 36

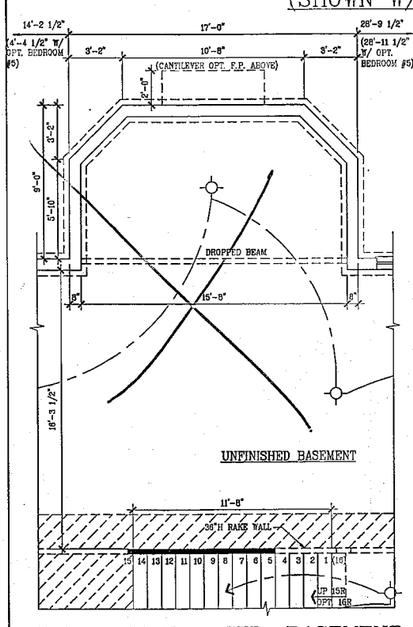

FOUNDATION – STD. BASEMENT

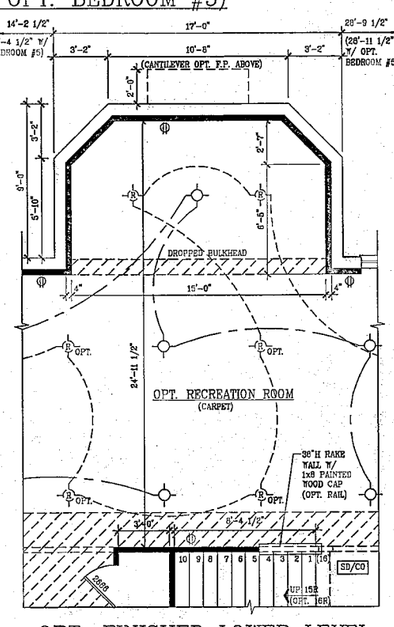

OPT. FINISHED LOWER LEVEL

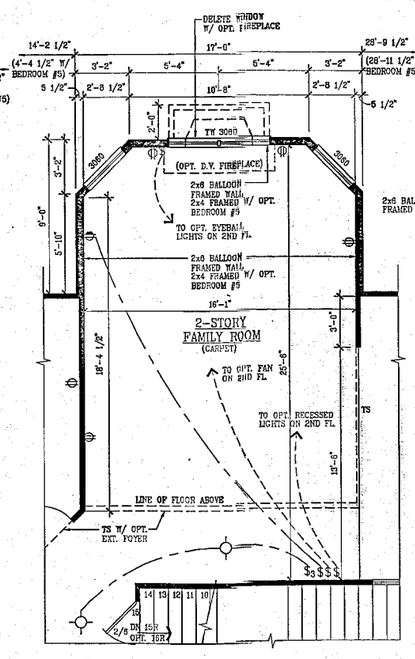

FIRST FLOOR PLAN

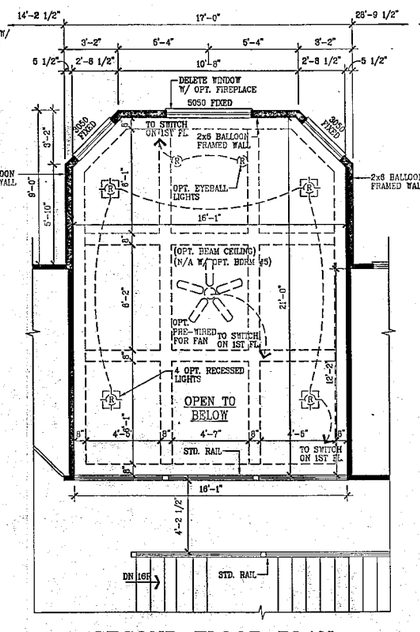

SECOND FLOOR PLAN
OPT. 4' FAMILY ROOM EXT.

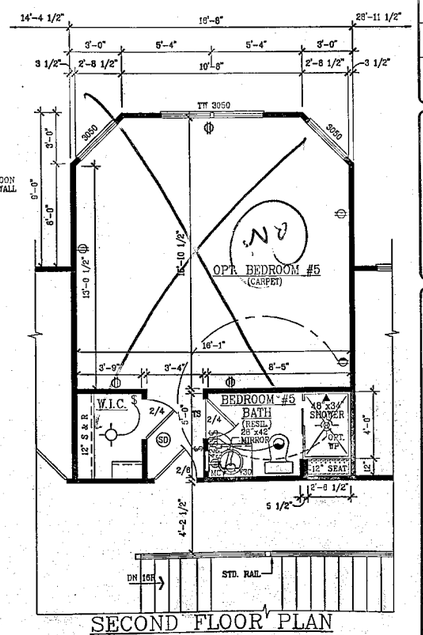

SECOND FLOOR PLAN
W/ OPT. BEDROOM #5
W/ 4' FAMILY ROOM EXT.

REVIEW BY	DATE	REV #	REMARKS

REVIEW	DATE	REV #	REMARKS

SHEET NUMBER 6F
SCALE AS NOTED
DRAWN BY
DATE 6-20-2013
MODEL MANHATTAN
SET #

KLIbmanian Companies

SCALE:
1/8" = 1'-0" @ 11 x 17
1/4" = 1'-0" @ 24 X 36

NOTES:
1. ALL INTERIOR & EXTERIOR WALLS ARE SHOWN @ 3 1/2" UNLESS OTHERWISE NOTED.

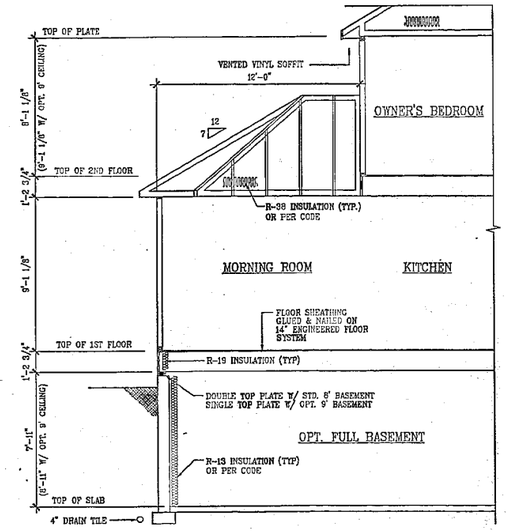

CROSS SECTION "B-B" W/ FULL BASEMENT

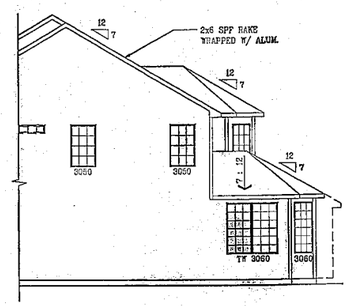

RIGHT SIDE ELEVATION
SCALE: 1/16"=1'-0" @ 11 X 17
SCALE: 1/8"=1'-0" @ 24 x 36

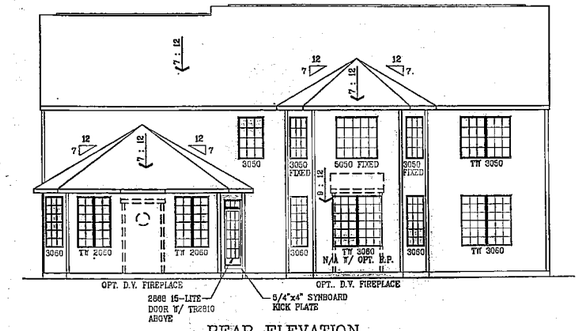

REAR ELEVATION
SCALE: 1/16"=1'-0" @ 11 X 17
SCALE: 1/8"=1'-0" @ 24 x 36

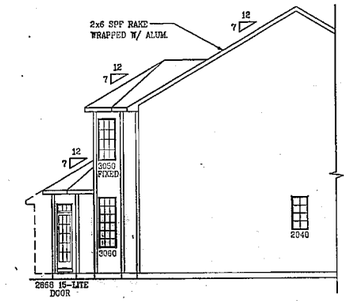

LEFT SIDE ELEVATION
SCALE: 1/16"=1'-0" @ 11 X 17
SCALE: 1/8"=1'-0" @ 24 x 36

4/24/14 YGW-UNFINISHED

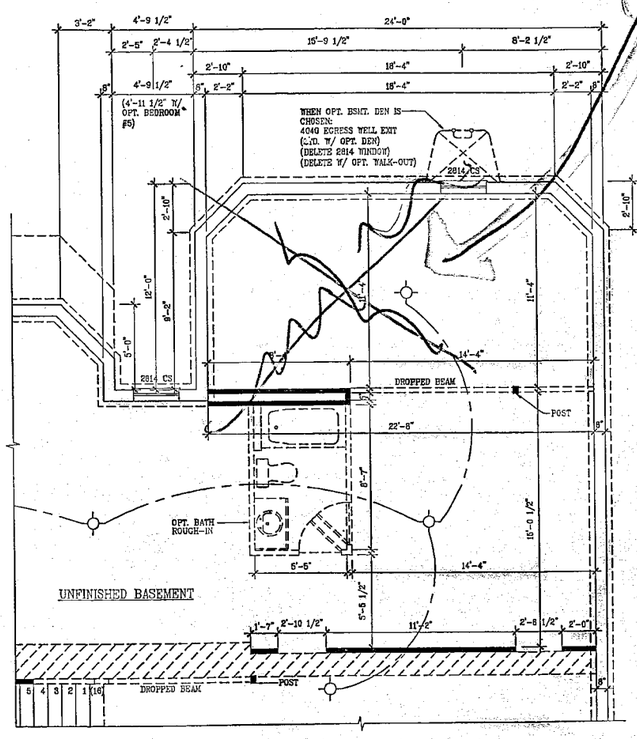

FOUNDATION PLAN - STD. BASEMENT

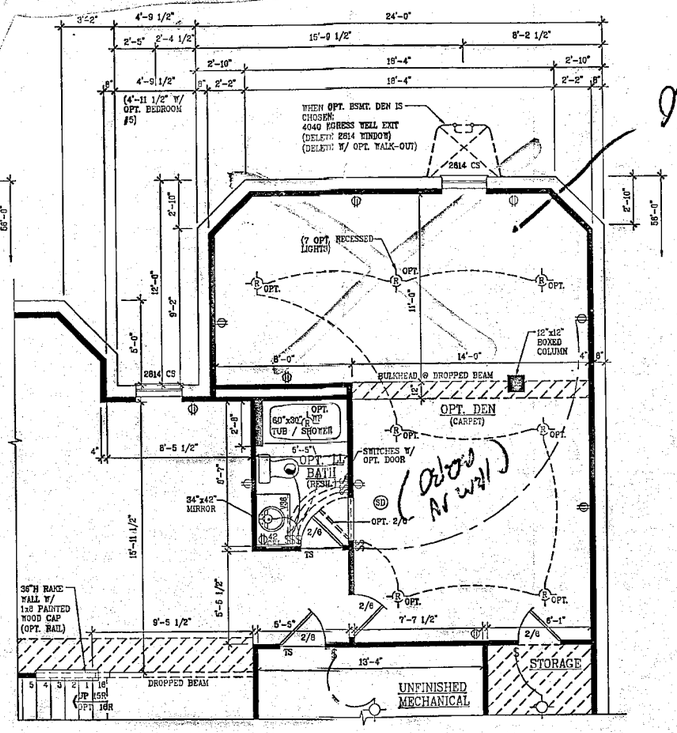

OPT. FINISHED LOWER LEVEL

Delete 4/24/14 CLY

NOTE: KITCHEN DIMENSIONS ARE APPROXIMATE REFER TO SHOP DRAWINGS FOR EXACT SIZES AND SPECIFICATIONS.

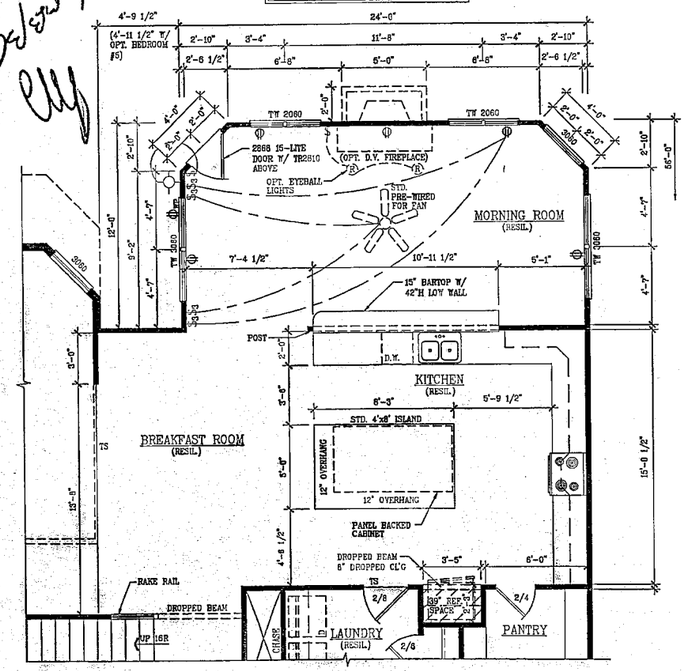

FIRST FLOOR PLAN

OPT. MORNING ROOM

MANHATTAN
KV198_6039

SHEET NUMBER	6D
SCALE	AS NOTED
DRAWN BY	
DATE	6-20-2013

REV/BY	DATE	REV.#	REMARKS

REV/BY	DATE	REV.#	REMARKS
DGS	1-FEB-13	2010-42	

MODEL MANHATTAN SET #

KHymanian™ Companies

MID ATLANTIC AREA

KLIPOVNANIAN™ Homes

Belle Mew lot 26
15275 Sweetbay Street

MANHATTAN

REVISION DATE: 6-20-2013

INDEX

SHEET	DRAWING
1A	TITLE SHEET
PG-1B	2012 IECC CODE COMPLIANCE NOTES
PG-1C	PG COUNTY DETAILS
1D	RES-CHECK
2A	ELEVATION "A" – STD. 8' SECOND FLOOR
2B	ELEVATION "A" W/ BRICK & STONE – STD. 8' SECOND FLOOR
2C	ELEVATION "A" – STD. 9' SECOND FLOOR
2D	ELEVATION "A" W/ BRICK & STONE – STD. 9' SECOND FLOOR
2E	ELEVATION "B" – STD. 8' SECOND FLOOR
2F	ELEVATION "B" W/ BRICK & STONE – STD. 8' SECOND FLOOR
2G	ELEVATION "B" – STD. 9' SECOND FLOOR
2H	ELEVATION "B" W/ BRICK & STONE – STD. 9' SECOND FLOOR
2J	ELEVATION "B" PARTIAL PLANS
2K	ELEVATION "C" – STD. 8' SECOND FLOOR
2L	ELEVATION "C" W/ BRICK & STONE – STD. 8' SECOND FLOOR
2M	ELEVATION "C" – STD. 9' SECOND FLOOR
2N	ELEVATION "C" W/ BRICK & STONE – STD. 9' SECOND FLOOR
2P	ELEVATION "C" PARTIAL PLANS
2Q	ELEVATION "D" – STD. 8' SECOND FLOOR
2R	ELEVATION "D" W/ BRICK & STONE – STD. 8' SECOND FLOOR
2S	ELEVATION "D" – STD. 9' SECOND FLOOR
2T	ELEVATION "D" W/ BRICK & STONE – STD. 9' SECOND FLOOR
2U	ELEVATION "D" PARTIAL PLANS
3A	FOUNDATION PLANS – STD. FULL BASEMENT
3B	FOUNDATION PLANS – OPT. FINISHED LOWER LEVEL
4A	FIRST FLOOR PLANS
5A	SECOND FLOOR PLANS
6A	OPT. 2-CAR SIDE LOAD GARAGE
6B	OPT. 3-CAR SIDE LOAD GARAGE
6C	OPT. 3RD CAR GARAGE
6D	OPT. MORNING ROOM
6E	OPT. BEDROOM #5
6F	OPT. 4' FAMILY ROOM EXT.
6G	OPT. CONSERVATORY
6H	OPT. FIRST FLOOR SUITE W/ BATH
6J	OPT. FIRST FLOOR SUITE #2 W/ BATH
6K	OPT. ALT. FIRST FLOOR SUITE W/ BATH
7A	WALL SECTION – STD. BASEMENT
7B	BUILDING SECTIONS "A-A"
7C	BUILDING SECTIONS "B-B"
8A	OPT. FINISHED LOWER LEVEL ELECTRICAL PLAN
8B	FIRST FLOOR ELECTRICAL PLAN
8C	SECOND FLOOR ELECTRICAL PLAN
8D	OPT. FIRST FLOOR SUITE W/ BATH #2 ELECTRICAL PLANS
8E	OPT. ALT. FIRST FLOOR SUITE W/ BATH ELECTRICAL PLANS
9A	PORTICO PORCH DETAILS

2012 IECC & IRC BUILDING CODE

DATE	DESCRIPTION	DATE	DESCRIPTION	DATE	DESCRIPTION	DATE	DESCRIPTION
9-8-2010	PRELIMINARY PLANS	5-28-2012	MISC. REVISIONS	3-29-2013	AR-2013-37		
2-17-2011	MISC. REVISIONS	6-19-2012	DTO COMMENTS	4-22-2013	AR-2013-42		
4-8-2011	ADDED OPT. AREAWAYS TO BASEMENT PLANS	6-25-2012	ADDITIONAL DTO COMMENTS	6-20-2013	AR-2013-107		
8-30-2011	AR-CPD-11-192	7-23-2012	ADDED BRICK/STONE LOCATIONS TO SIDE LOAD GARAGE ELEVS				
11-17-2011	PROTOTYPE REVISIONS	9-5-2012	CPR-AR-12-259				
11-21-2011	AR-CPD-11-278	11-7-2012	CPD-AR-12-372				
1-6-2012	AR-CPD-12-5	2-22-2013	AR-2013-04				
3-26-2012	PLAN REDESIGN / ADDED ELEVATION D / ADDED OPTIONS	3-13-2013	REVISED PG COUNTY NOTES SHEET				
4-23-2012	OPT. BEDROOM SUITE SHOWER REVISIONS	3-15-2013	PROTOTYPE REVISIONS				

KV198_6039

MANHATTAN:
ELEVATION "C" W/ FULL BRICK
(SHOWN W/ OPT. 9' SECOND FLOOR)

MANHATTAN:
ELEVATION "C" W/ BRICK & STONE
(SHOWN W/ OPT. 9' SECOND FLOOR)

NOTES:

1. ALL INTERIOR & EXTERIOR WALLS ARE SHOWN @ 3 1/2" UNLESS OTHERWISE NOTED.

SCALE:

1/8" = 1'-0" @ 11 x 17
1/4" = 1'-0" @ 24 X 36

SHEET NUMBER	2N
SCALE	AS NOTED
DRAWN BY	
DATE	6-20-2013

REV.BY	DATE	REV.#	REMARKS

REV.BY	DATE	REV.#	REMARKS

MODEL MANHATTAN
SET #

KHovnanian™ Companies

MANHATTAN
KV198_6039

NOTES:

1. ALL INTERIOR & EXTERIOR WALLS ARE SHOWN @ 3 1/2" UNLESS OTHERWISE NOTED.

SCALE:

1/8" = 1'-0" @ 11 x 17
1/4" = 1'-0" @ 24 X 36

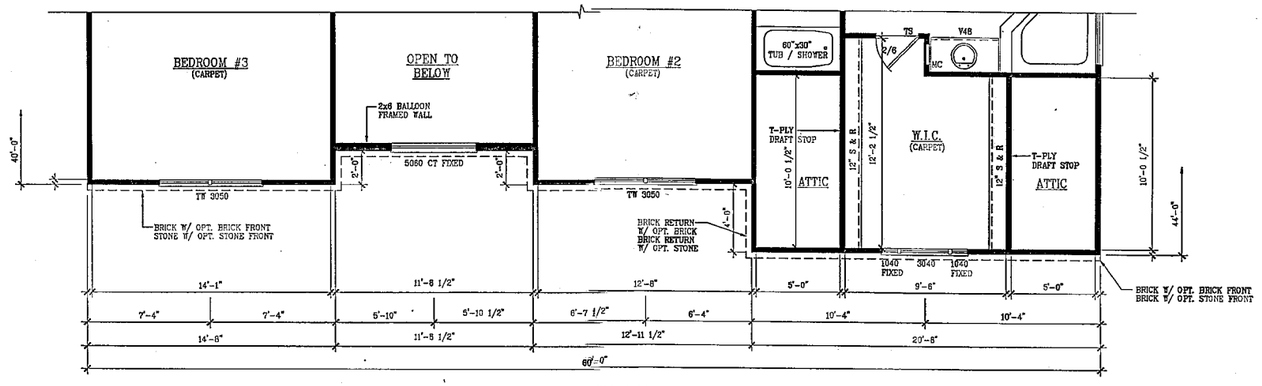

SECOND FLOOR PLAN
ELEVATION "C"

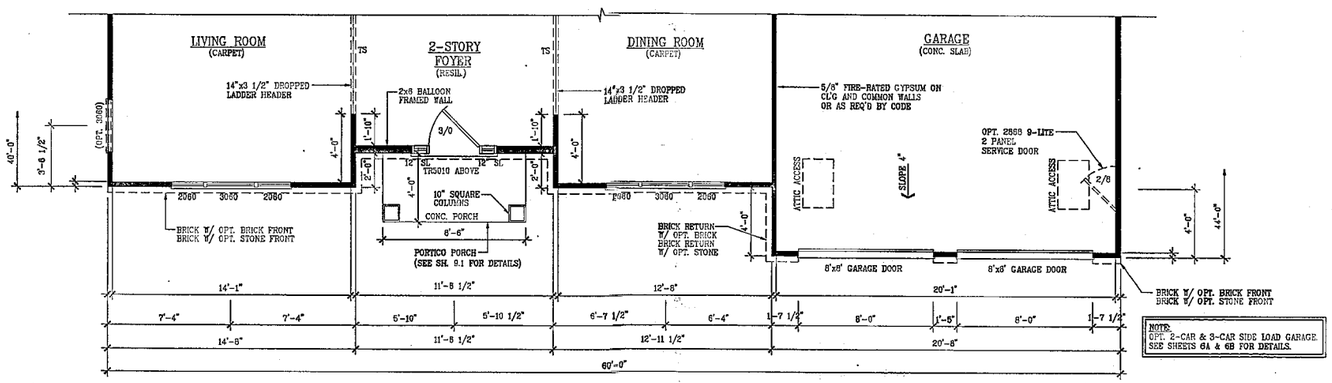

FIRST FLOOR PLAN
ELEVATION "C"

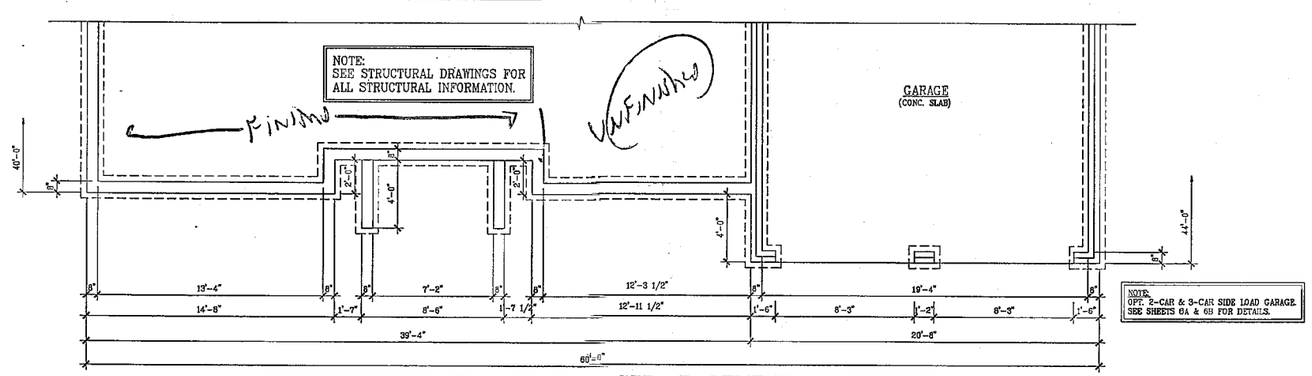

FOUNDATION PLAN - STD. BASEMENT
ELEVATION "C"

MANHATTAN
KV198_6039

SHEET NUMBER	2P
SCALE	AS NOTED
DRAWN BY	
DATE	6-20-2013

REV.BY	DATE	REV.#	REMARKS

REV.BY	DATE	REV.#	REMARKS

MODEL MANHATTAN
SET #

KHmanian™ Companies

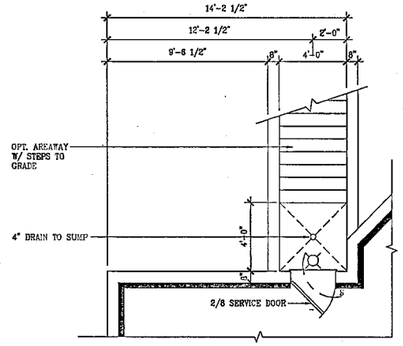

OPT. SINGLE AREAWAY

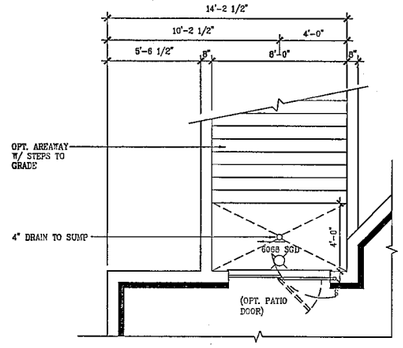

OPT. DOUBLE AREAWAY

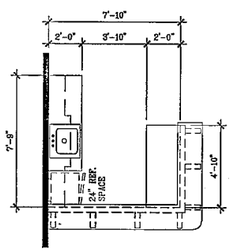

OPT. LARGE WETBAR

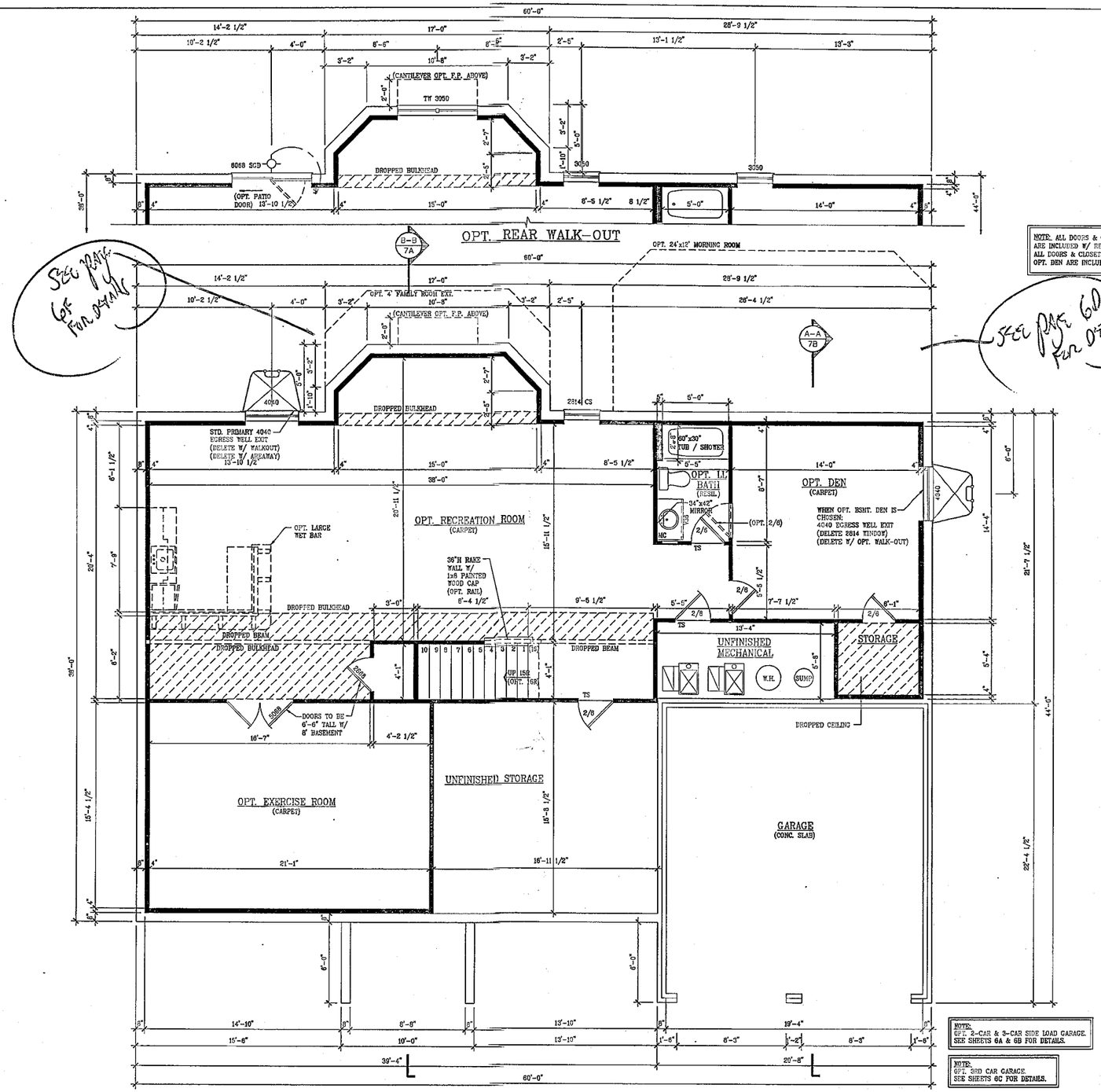

OPT. FINISHED LOWER LEVEL

SEE PAGE 6A FOR DETAILS

SEE PAGE 6D FOR DETAILS

NOTE: ALL DOORS & CLOSETS CONTIGUOUS W/ OPT. REC. ROOM ARE INCLUDED W/ REC. ROOM.
ALL DOORS & CLOSETS CONTIGUOUS W/ OPT. DEN ARE INCLUDED W/ OPT. DEN.

NOTE:
OPT. 2-CAR & 3-CAR SIDE LOAD GARAGE.
SEE SHEETS 6A & 6B FOR DETAILS.

NOTE:
OPT. 3RD CAR GARAGE.
SEE SHEETS 6C FOR DETAILS.

NOTES:

1. ALL INTERIOR & EXTERIOR WALLS ARE SHOWN @ 3 1/2" UNLESS OTHERWISE NOTED.

SCALE:

1/8" = 1'-0" @ 11 x 17
1/4" = 1'-0" @ 24 X 36

SHEET NUMBER	3B
SCALE	AS NOTED
DRAWN BY	
DATE	6-20-2013

REV.BY	DATE	REV.#	REMARKS

REV.BY	DATE	REV.#	REMARKS

MODEL MANHATTAN
SET #

KLymanian™ Companies

MANHATTAN
KV198_6039

SCALE:
1/8" = 1'-0" @ 11 x 17
1/4" = 1'-0" @ 24 X 36

NOTES:
1. ALL INTERIOR & EXTERIOR WALLS ARE SHOWN @ 3 1/2" UNLESS OTHERWISE NOTED.

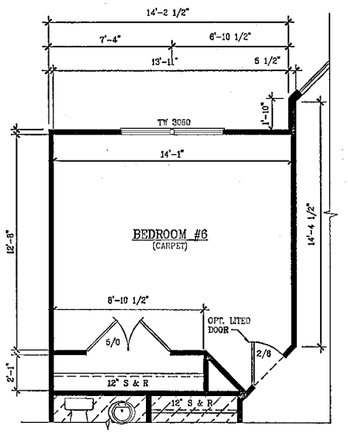

OPT. BEDROOM #6
I/O HOME OFFICE

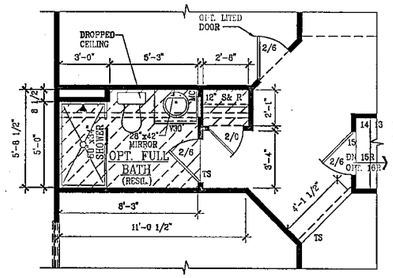

OPT. FULL BATH I/O POWDER RM.
(N/A W/ FIRST FLOOR SUITE OPTIONS)

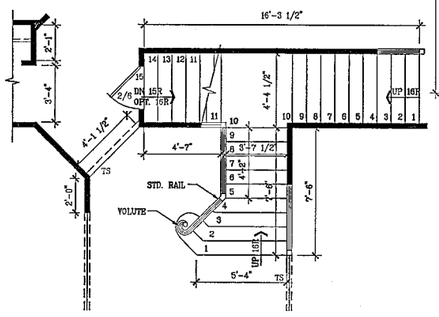

OPT. OPEN OAK FLARED STAIR

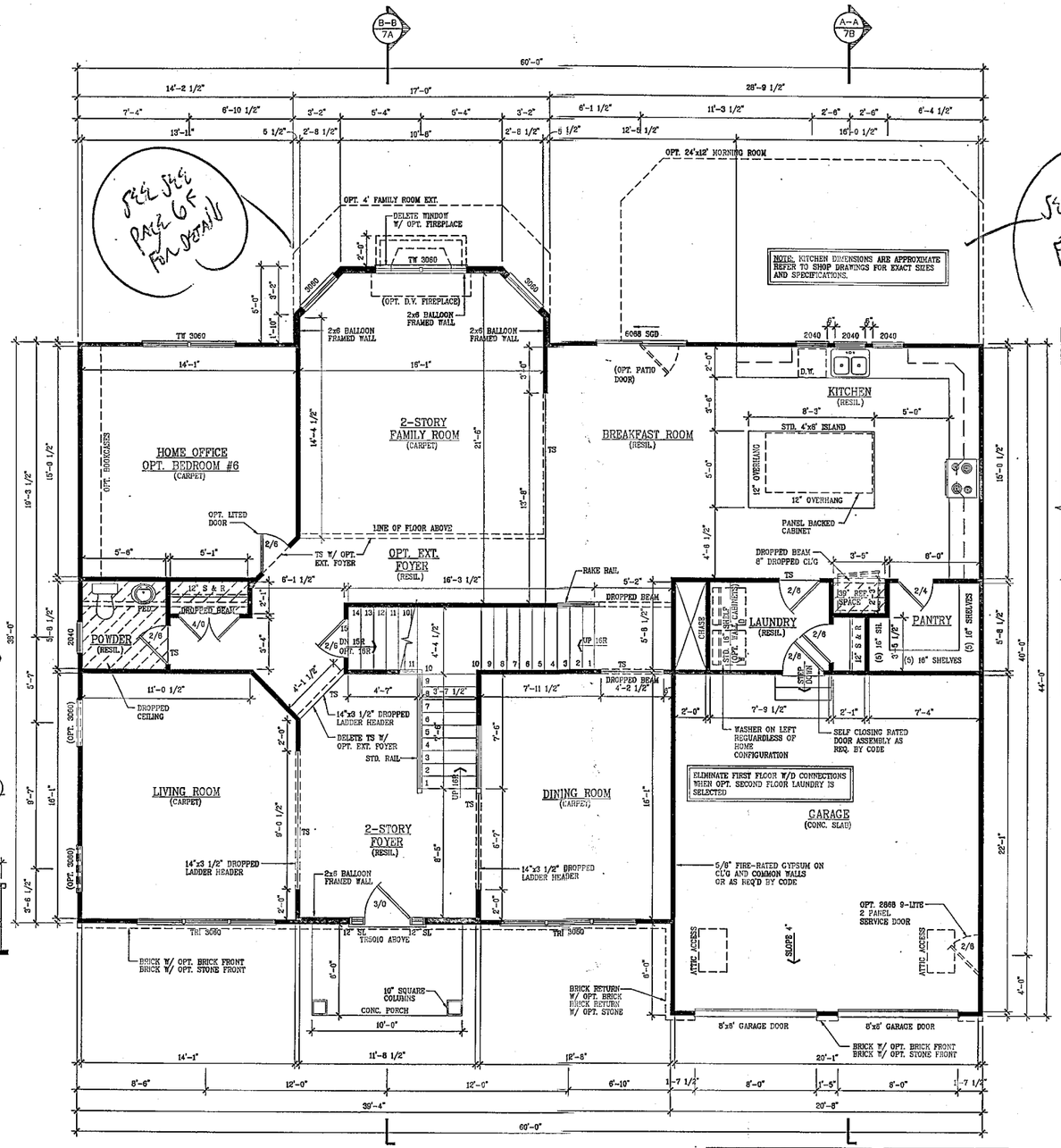

FIRST FLOOR PLAN
ELEVATION "A"

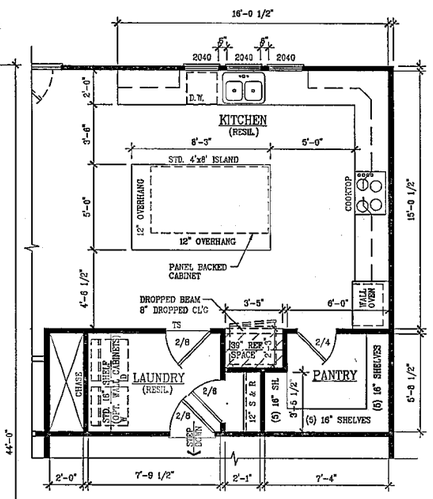

OPT. GOURMET KITCHEN

NOTE:
OPT. 2-CAR & 3-CAR SIDE LOAD GARAGE.
SEE SHEETS 6A & 6B FOR DETAILS.

NOTE:
OPT. 3RD CAR GARAGE.
SEE SHEETS 6C FOR DETAILS.

MANHATTAN
KV198_6039

SHEET NUMBER	4A
SCALE	AS NOTED
DRAWN BY	
DATE	6-20-2013

REV BY	DATE	REV #	REMARKS

REV BY	DATE	REV #	REMARKS
GD	8-26-13	2013-107	

MODEL MANHATTAN
SET #

KHovnanian Companies

NOTES:

1. ALL INTERIOR & EXTERIOR WALLS ARE SHOWN @ 3 1/2" UNLESS OTHERWISE NOTED.

SCALE:

1/8" = 1'-0" @ 11 x 17
1/4" = 1'-0" @ 24 X 36

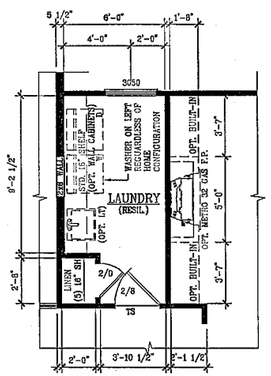

OPT. 2ND FLOOR LAUNDRY
I/O SITTING ROOM

ELIMINATE FIRST FLOOR W/D CONNECTIONS WHEN OPT. SECOND FLOOR LAUNDRY IS SELECTED

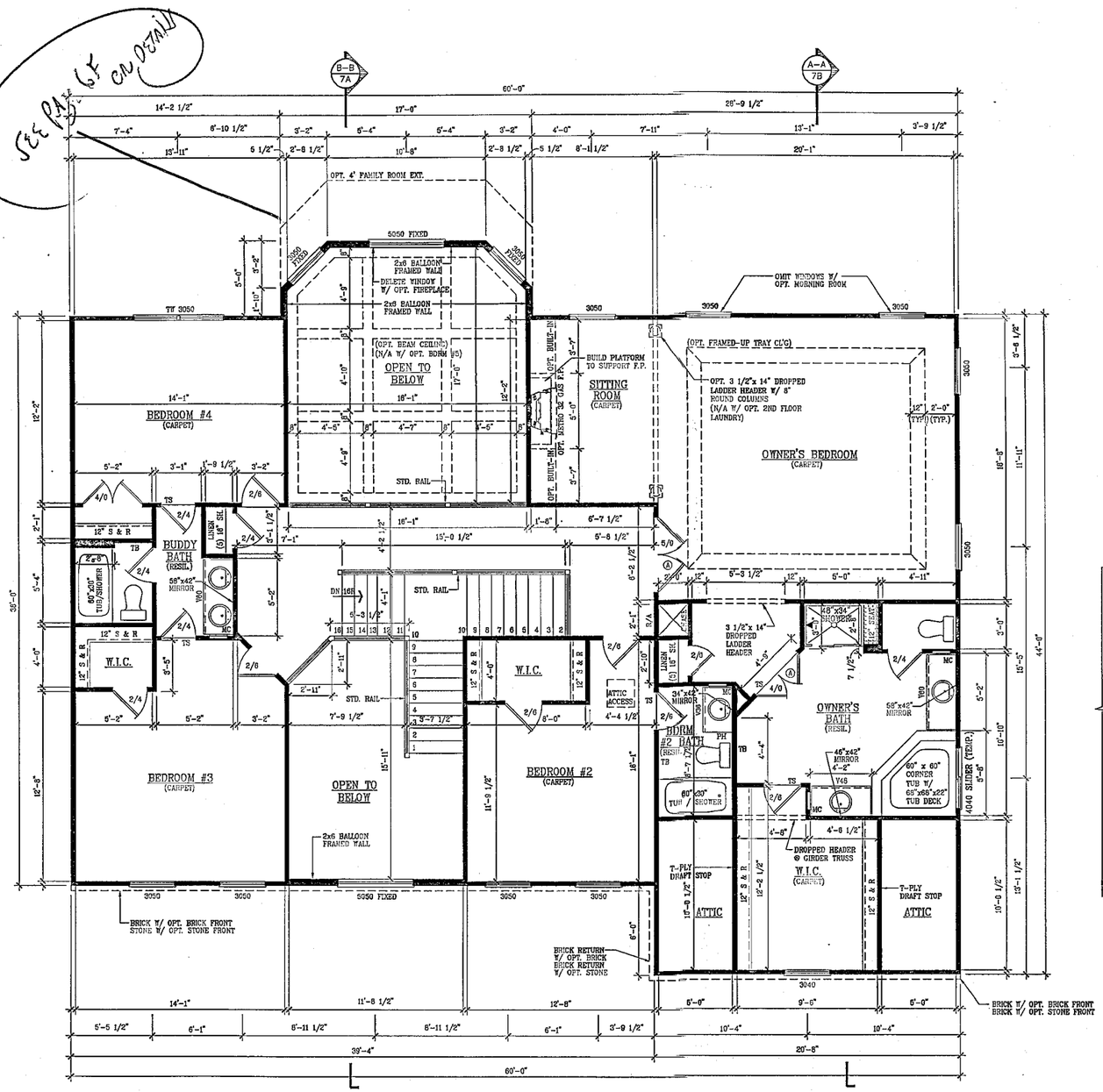

SECOND FLOOR PLAN
ELEVATION "A"

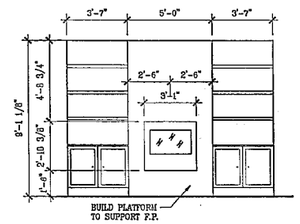

OPT. METRO 32
GAS F.P. W/ BUILT-INS ELEVATION

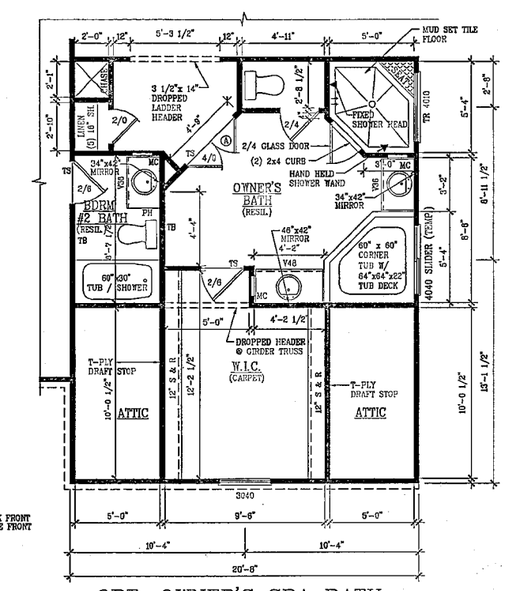

OPT. OWNER'S SPA BATH

SHEET NUMBER	5A
SCALE	AS NOTED
DRAWN BY	
DATE	6-20-2013

REV.BY	DATE	REV.#	REMARKS

REV.BY	DATE	REV.#	REMARKS

MODEL MANHATTAN

SET #

KLIvanian™ Companies

KV198_6039

NOTES:

1. ALL INTERIOR & EXTERIOR WALLS ARE SHOWN @ 3 1/2" UNLESS OTHERWISE NOTED.

SCALE:

1/8" = 1'-0" @ 11 x 17
1/4" = 1'-0" @ 24 X 36

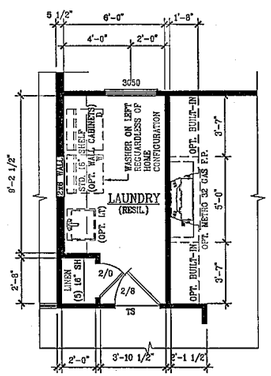

OPT. 2ND FLOOR LAUNDRY
I/O SITTING ROOM

ELIMINATE FIRST FLOOR W/D CONNECTIONS WHEN OPT. SECOND FLOOR LAUNDRY IS SELECTED

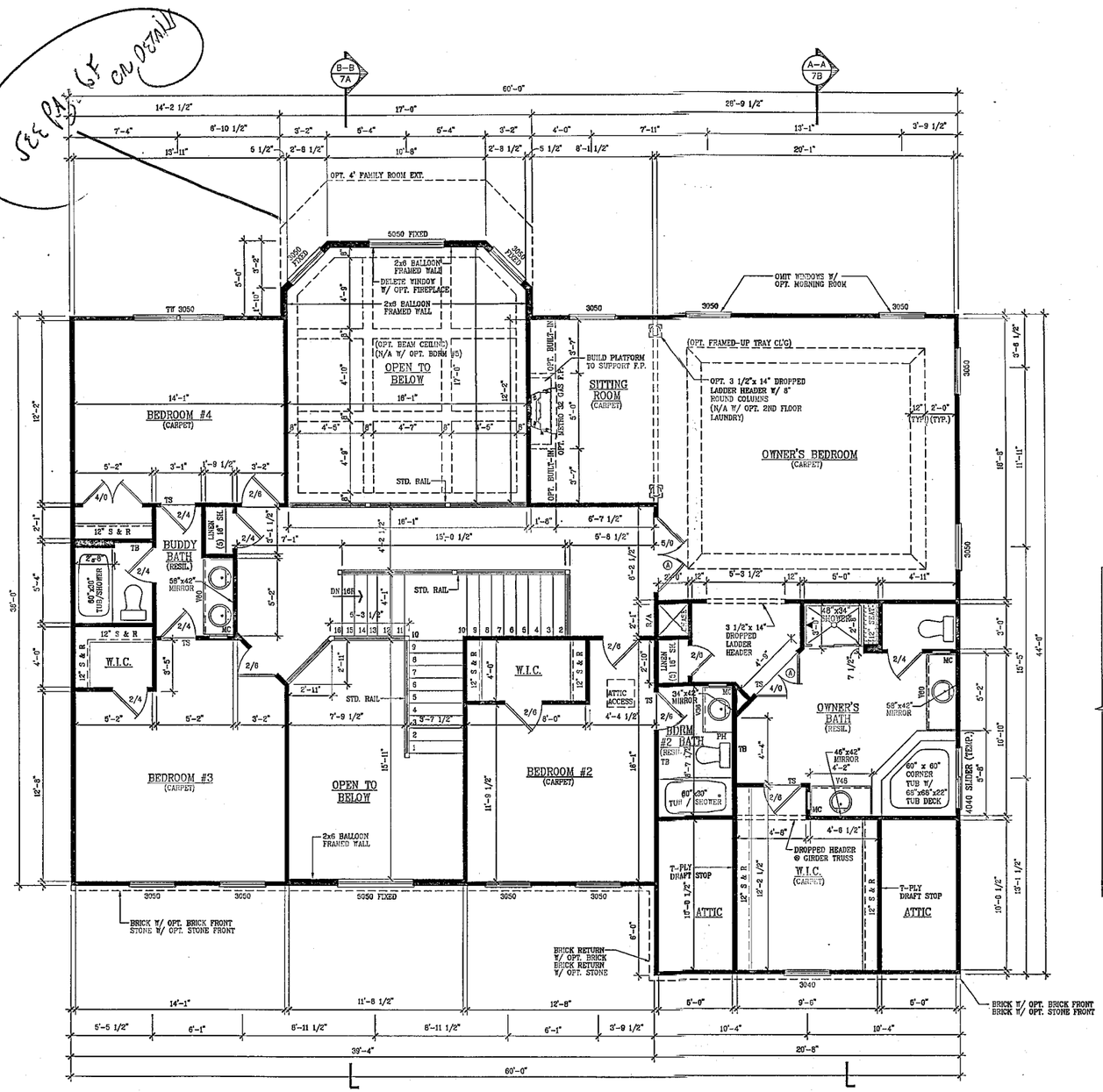

SECOND FLOOR PLAN
ELEVATION "A"

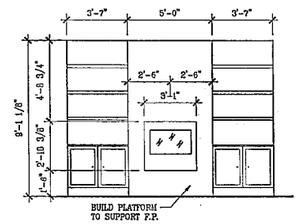

OPT. METRO 32
GAS F.P. W/ BUILT-INS ELEVATION

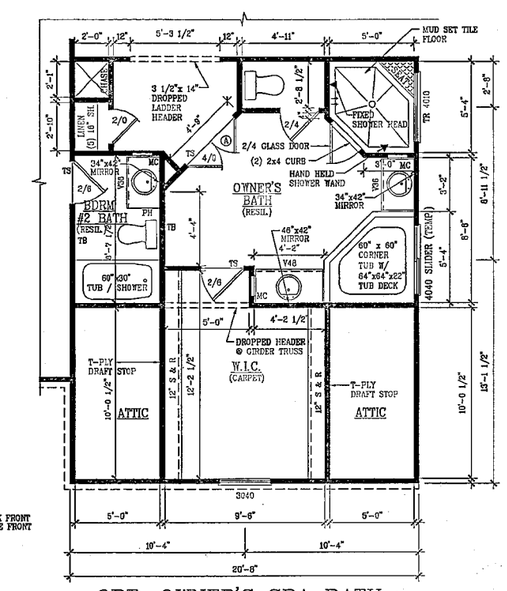

OPT. OWNER'S SPA BATH

SHEET NUMBER	5A
SCALE	AS NOTED
DRAWN BY	
DATE	6-20-2013

REV.BY	DATE	REV.#	REMARKS

REV.BY	DATE	REV.#	REMARKS

MODEL MANHATTAN

SET #

KLIvanian™ Companies

KV198_6039

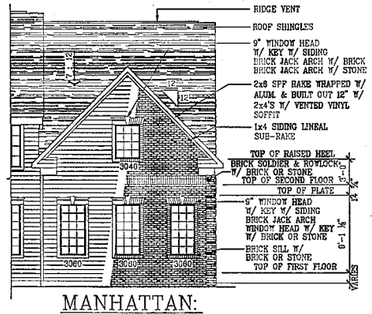

MANHATTAN:
ELEVATION "A"

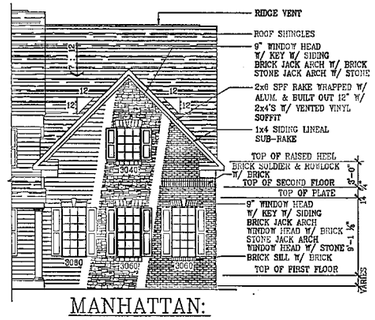

MANHATTAN:
ELEVATION "B"

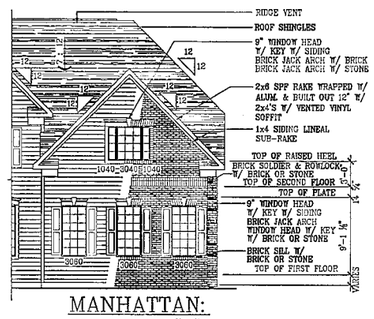

MANHATTAN:
ELEVATION "C"

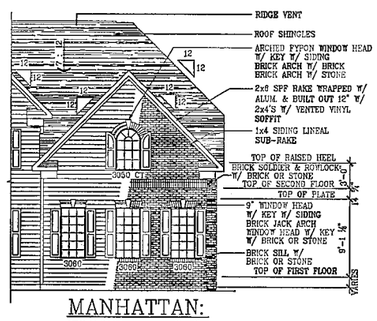

MANHATTAN:
ELEVATION "D"

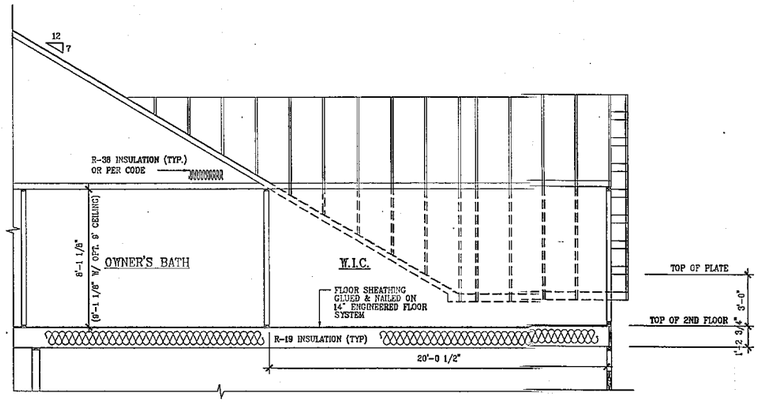

BUILDING SECTION W/ OPT. 3-CAR SIDE LOAD GARAGE

SCALE:
1/8" = 1'-0" @ 11 x 17
1/4" = 1'-0" @ 24 X 36

NOTES:
1. ALL INTERIOR & EXTERIOR WALLS ARE SHOWN @ 3 1/2" UNLESS OTHERWISE NOTED.

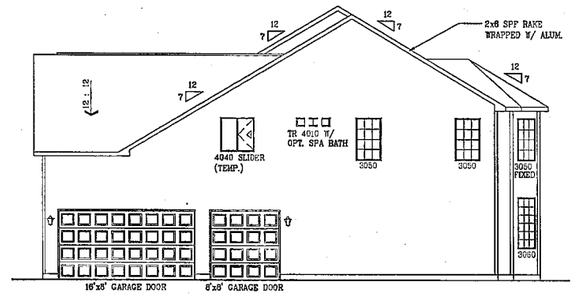

RIGHT SIDE ELEVATION
SCALE: 1/16"=1'-0" @ 11 X 17
SCALE: 1/8"=1'-0" @ 24 x 36

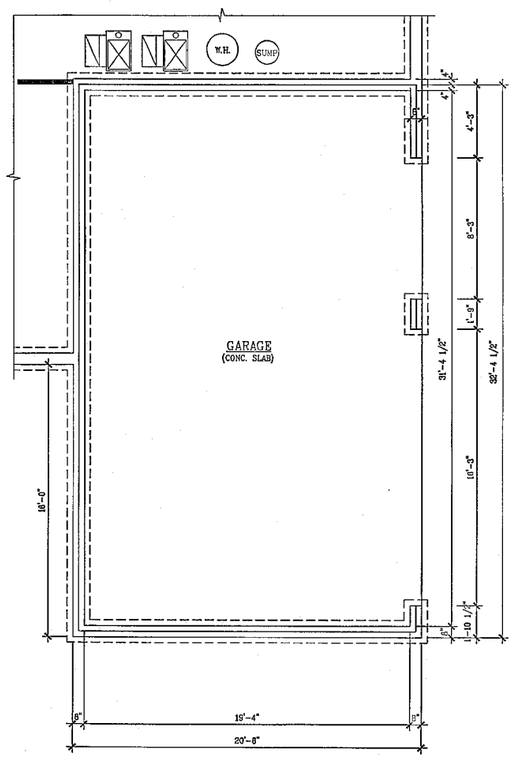

FOUNDATION PLAN – STD. BASEMENT

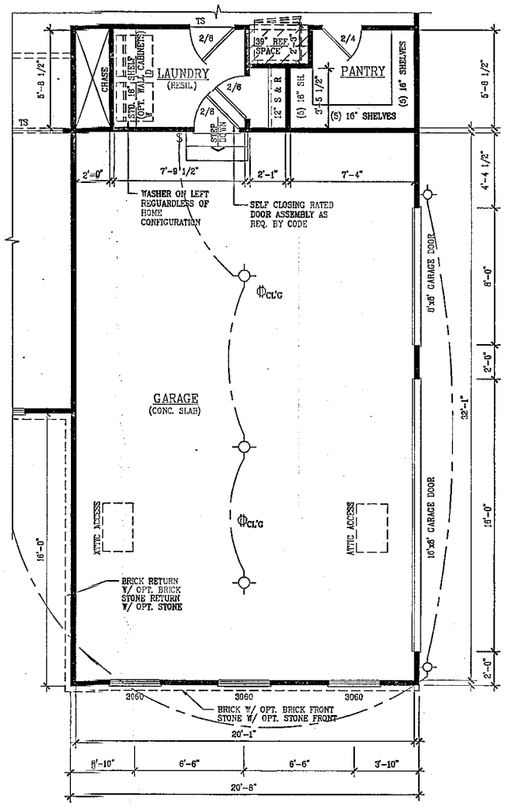

FIRST FLOOR PLAN

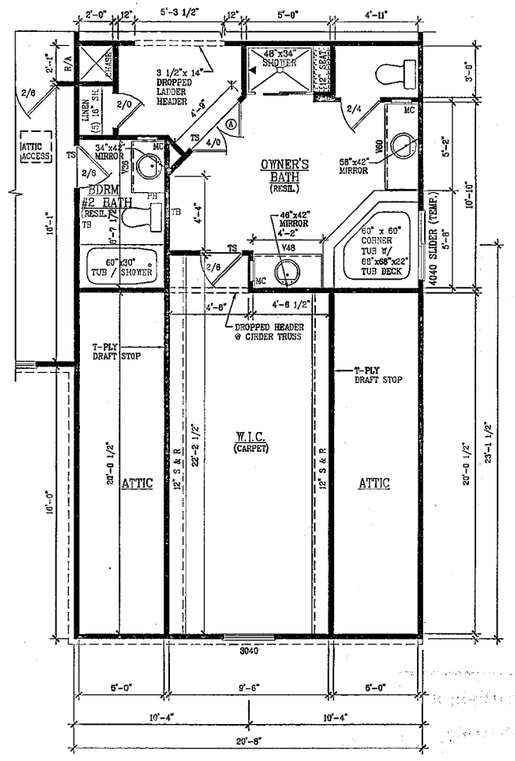

SECOND FLOOR PLAN

OPT. 3-CAR SIDE LOAD GARAGE

MANHATTAN
KV198_6039

SHEET NUMBER	6B
SCALE	AS NOTED
DRAWN BY	
DATE	6-20-2013

REVBY	DATE	REV.#	REMARKS

REVBY	DATE	REV.#	REMARKS

MODEL MANHATTAN
SET #

KLymanian™ Companies

SCALE:

1/8" = 1'-0" @ 11 x 17
1/4" = 1'-0" @ 24 X 36

NOTES:

1. ALL INTERIOR & EXTERIOR WALLS ARE SHOWN @ 3 1/2" UNLESS OTHERWISE NOTED.

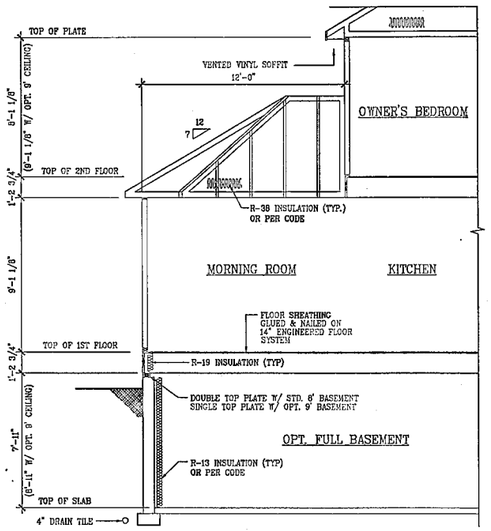

CROSS SECTION "B-B" W/ FULL BASEMENT

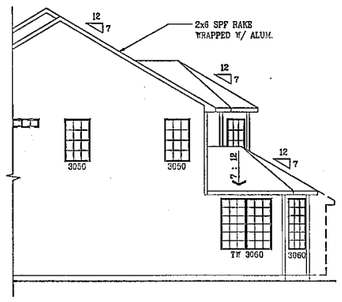

RIGHT SIDE ELEVATION
SCALE: 1/16"=1'-0" @ 11 X 17
SCALE: 1/8"=1'-0" @ 24 x 36

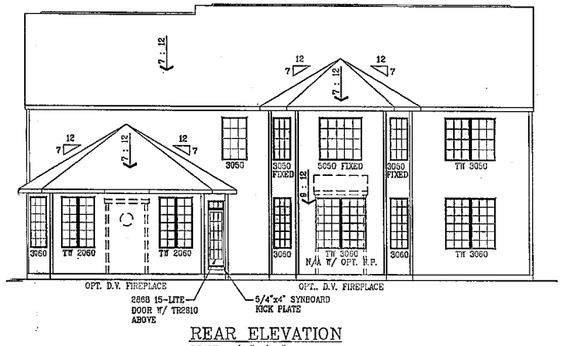

REAR ELEVATION
SCALE: 1/16"=1'-0" @ 11 X 17
SCALE: 1/8"=1'-0" @ 24 x 36

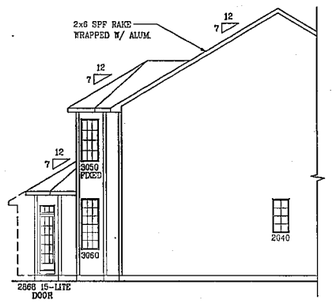

LEFT SIDE ELEVATION
SCALE: 1/16"=1'-0" @ 11 X 17
SCALE: 1/8"=1'-0" @ 24 x 36

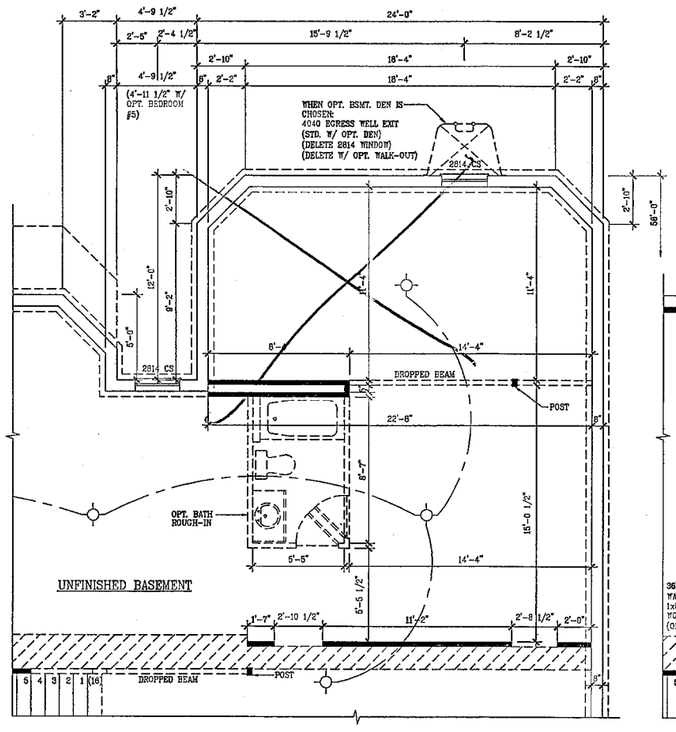

FOUNDATION PLAN – STD. BASEMENT

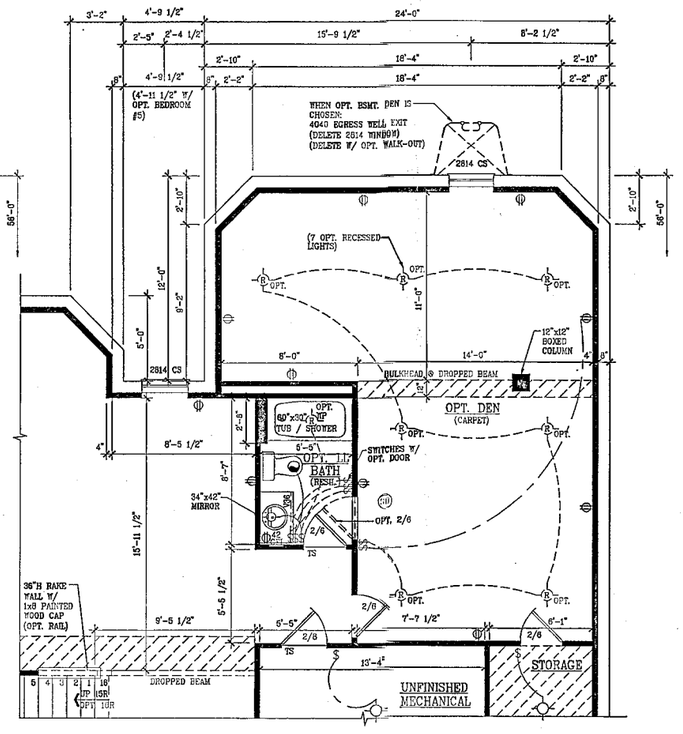

OPT. FINISHED LOWER LEVEL

NOTE: KITCHEN DIMENSIONS ARE APPROXIMATE REFER TO SHOP DRAWINGS FOR EXACT SIZES AND SPECIFICATIONS.

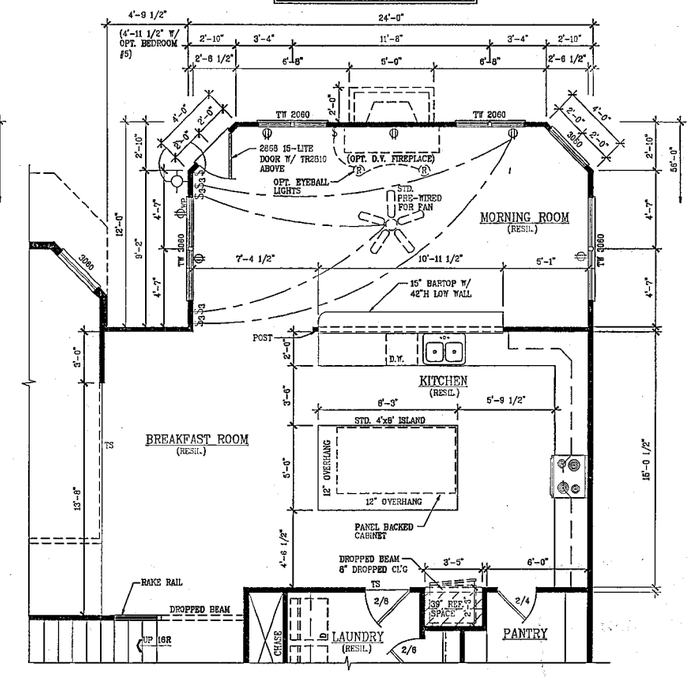

OPT. MORNING ROOM

FIRST FLOOR PLAN

MANHATTAN
KV198_6039

SHEET NUMBER	6D
SCALE	AS NOTED
DRAWN BY	
DATE	6-20-2013

REV.BY	DATE	REV.#	REMARKS

REV.BY	DATE	REV.#	REMARKS
DAS	4-22-14	2013-12	

MODEL MANHATTAN
SET #

KIPanian™ Corporation

SCALE:
1/8" = 1'-0" @ 11 x 17
1/4" = 1'-0" @ 24 X 36

NOTES:
1. ALL INTERIOR & EXTERIOR WALLS ARE SHOWN @ 3 1/2" UNLESS OTHERWISE NOTED.

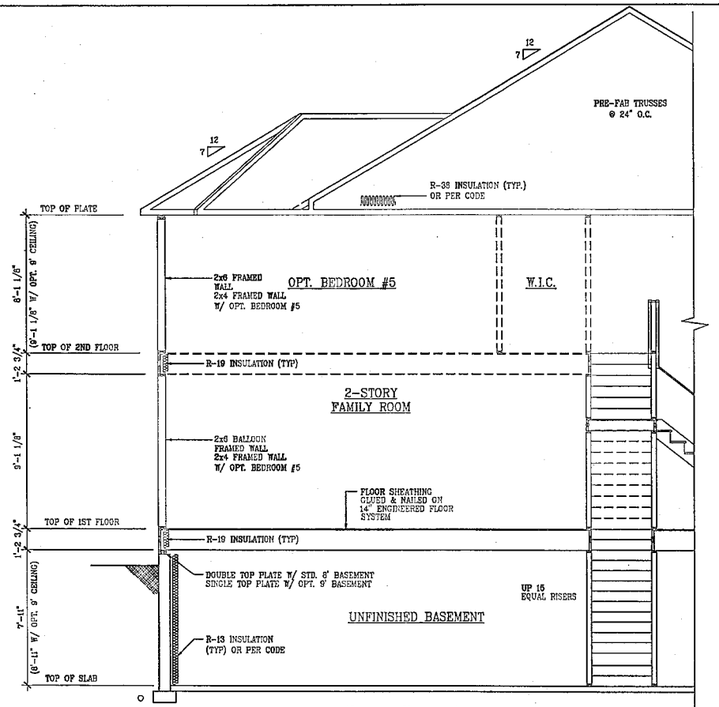

CROSS SECTION "A-A" W/ FULL BASEMENT
(SHOWN W/ OPT. BEDROOM #5)

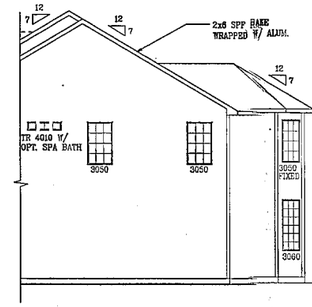

RIGHT SIDE ELEVATION
SCALE: 1/16"=1'-0" @ 11 X 17
SCALE: 1/8"=1'-0" @ 24 x 36

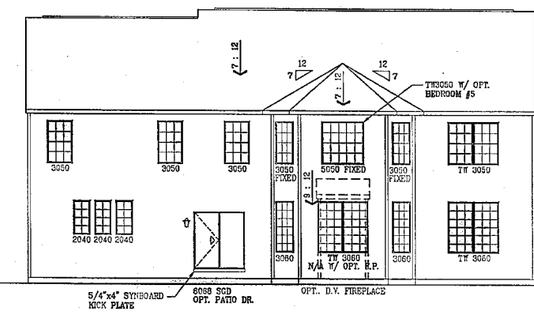

REAR ELEVATION
SCALE: 1/16"=1'-0" @ 11 X 17
SCALE: 1/8"=1'-0" @ 24 x 36

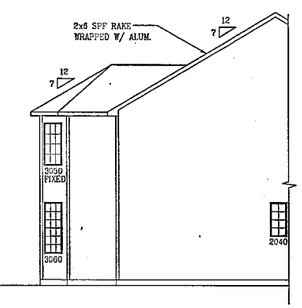

LEFT SIDE ELEVATION
SCALE: 1/16"=1'-0" @ 11 X 17
SCALE: 1/8"=1'-0" @ 24 x 36

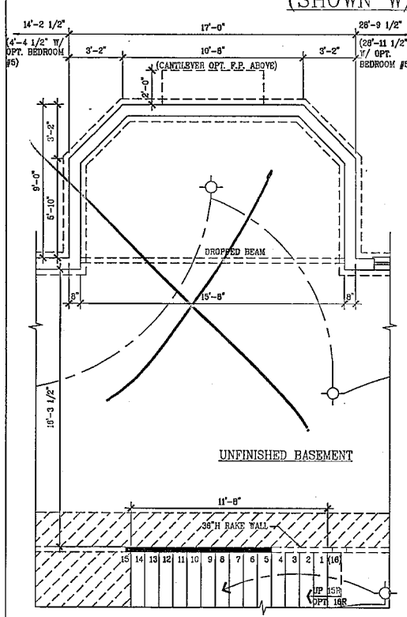

FOUNDATION – STD. BASEMENT

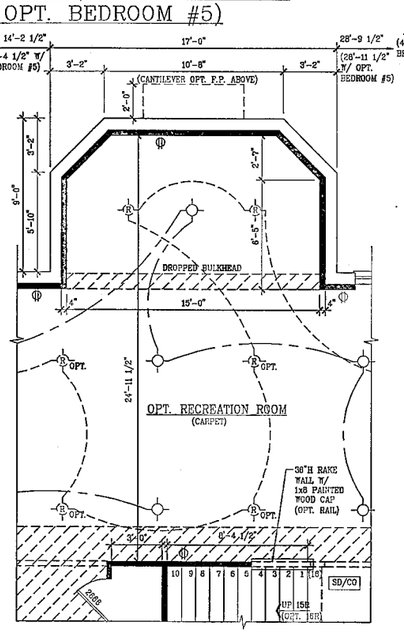

OPT. FINISHED LOWER LEVEL

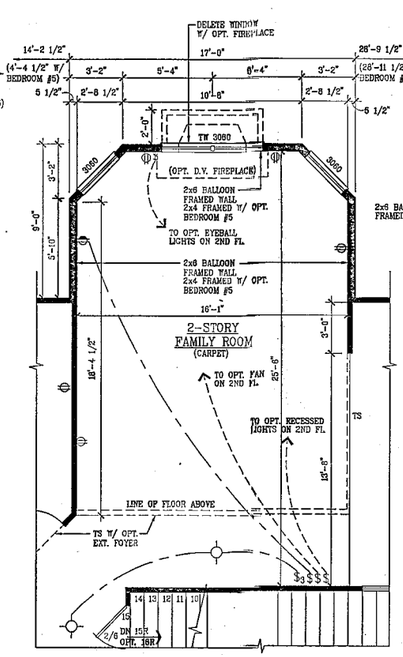

FIRST FLOOR PLAN

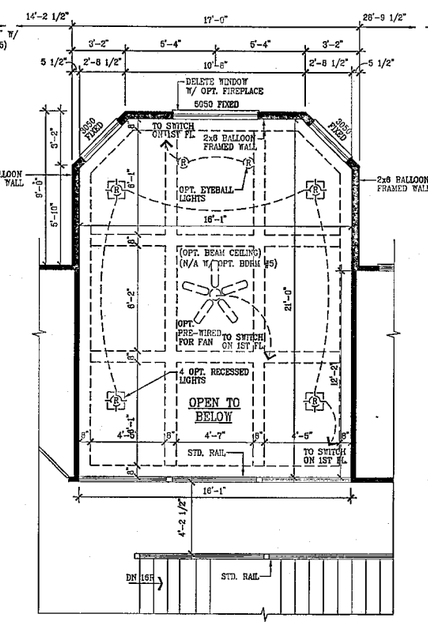

SECOND FLOOR PLAN
OPT. 4' FAMILY ROOM EXT.

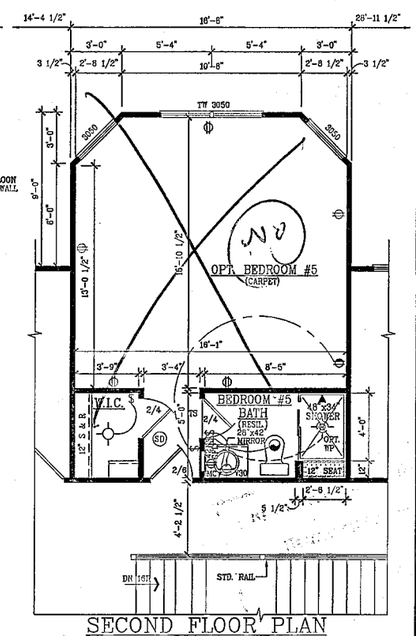

SECOND FLOOR PLAN
W/ OPT. BEDROOM #5
W/ 4' FAMILY ROOM EXT.

SHEET NUMBER	6F
SCALE	AS NOTED
DRAWN BY	
DATE	6-20-2013

REV.BY	DATE	REV.#	REMARKS

REV.BY	DATE	REV.#	REMARKS
DLS	4-22-13	2013-42	

MODEL MANHATTAN
SET #

KLLymanian™ Companies