

Bureau of Environmental Health
7178 Gateway Drive Columbia, MD 21046
(410) 313-2640 Fax (410) 313-2648
TDD (410) 313-2323 Toll Free 1-866-313-6300
website: www.hchealth.org

Maura J. Rossman, M.D., Health Officer

RECEIPT DATE: 10/29/14

ONSITE SEWAGE DISPOSAL SYSTEM

P 555293

INSTALLATION

APPROVAL DATE: 7/2/15 *Kmm*

PERMIT

A

SEWER HOUSE CONNECTION

PROPERTY ADDRESS: 12221 Basslers Way

SUBDIVISION: Walnut Creek

LOT: 16

TAX ID: 05-454417

CONTRACTOR: Freedom Septic

EMAIL:

CONTRACTOR ADDRESS: 2809 Liberty Road, Eldersburg, MD 21784

PHONE: 410-795-2947

PROPERTY OWNER: Trinity Quality Homes

EMAIL:

OWNER ADDRESS: 3675 Park Avenue Ste 301, Ellicott City, MD 21043

PHONE: 443-324-9806

NUMBER OF BEDROOMS: _____ HOUSE SQ. FT. _____ CONNECTED TO PUBLIC WATER: ☐ YES ☒ NO

LOCATION:	INSTALL 4" SEWER LINE PER APPROVED SITE PLAN.
NOTES:	Pump must be simultaneously tested with lot 17.

ISSUED BY: Jeff Williams

ISSUE DATE: 10/29/14

EXPIRATION DATE: 10/29/15

NOTE: HOWARD COUNTY BUREAU OF UTILITIES APPROVAL OF GRINDER PUMP INSTALLATION IS REQUIRED PRIOR TO SEPTIC PERMIT APPROVAL

NOTE: CONTRACTOR MUST SCHEDULE AN INSPECTION AND GAIN APPROVAL OF ALL COMPONENTS PRIOR TO COVERING

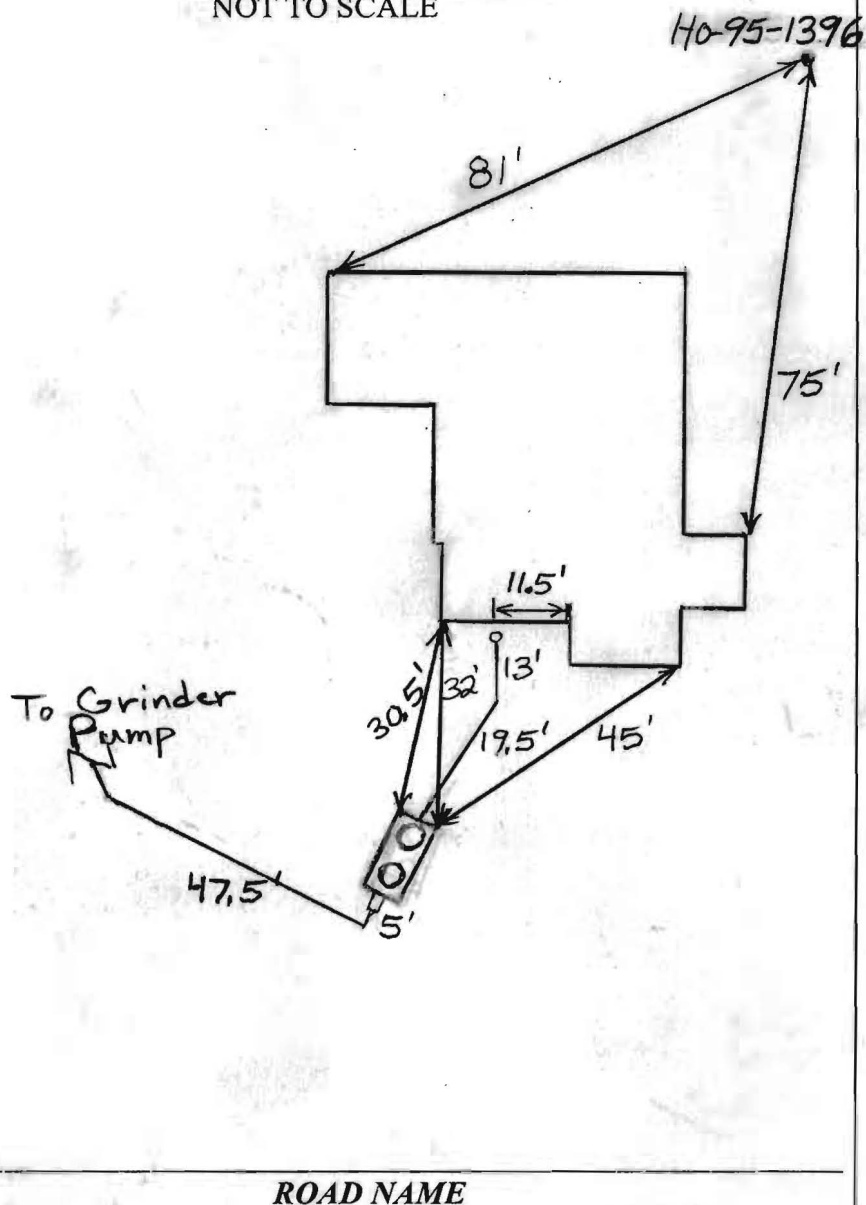
NOTE: AN ELECTRICAL PERMIT IS REQUIRED FOR INSTALLATION OF ANY ELECTRICAL COMPONENTS OF THE SYSTEM

NEITHER THE HOWARD COUNTY COUNCIL NOR THE HEALTH DEPARTMENT IS RESPONSIBLE FOR THE SUCCESSFUL OPERATION OF ANY SYSTEM.

PERMITTEE RESPONSIBLE FOR OBTAINING FINAL APPROVAL ON THIS PERMIT.

CALL 410-313-1771 FOR INSPECTION OF SEPTIC SYSTEM.

NOT TO SCALE



TRENCH/DRAINFIELD DATA

WIDTH INLET BOTTOM

NUMBER OF TRENCHES

TOTAL LENGTH

ABSORPTION AREA

DISTRIBUTION BOX LEVEL

DISTRIBUTION BOX BAFFLE

DISTRIBUTION BOX PORT

SEPTIC TANK DATA

SEPTIC TANK 1 LEVEL

MANUFACTURER

CAPACITY GAL

SEAM LOC

TANK LID DEPTH

BAFFLES

BAFFLE FILTER

MANHOLE LOC

6" PORT LOC

WATERTIGHT TEST

SLOTTED

DATE ON LID

PUMP/SEPTIC TANK LEVEL Yes

MANUFACTURER Babylon

CAPACITY 1000 GAL

SEAM LOC Top

TANK LID DEPTH 0.5'-2'

BAFFLES No

BAFFLE FILTER No

MANHOLE LOC Front + Rear

6" PORT LOC None

WATERTIGHT TEST No

SLOTTED No

DATE ON LID Dry

PRE-CONSTRUCTION:

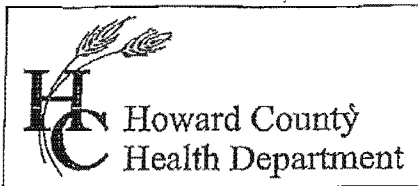
10/29/2014 Tank location staked, O.K. to set tank and install plumbing. (BB)

INSTALLATION:

10/31/2014 Need house connection and grinder pump approval memo. from utilities. (BB)

FINAL INSPECTOR

DATE OF APPROVAL



Bureau of Environmental Health
 7178 Columbia Gateway Drive Columbia, MD 21046
 (410) 313-2640 Fax (410) 313-2648
 TDD (410) 313-2323 Toll Free 1-866-313-6300
 website: www.hchealth.org

Peter L. Beilenson, M.D., M.P.H., Health Officer

**AGREEMENT FOR APPROVAL OF AN INDIVIDUAL DRINKING WELL WITH AN
 ON-SITE TREATMENT SYSTEM**

This agreement is entered into by and between the Howard County Health Department ("the Health Department") and Babu Prasad Lathinam ("the Owner").
~~venkata vijaya lakshmi Kambhampati sree~~

WHEREAS, the Owner owns a tract of land at street address 12221 Bassiers way
Clarksville, MO 2069 and the deed and subdivision plat of the property is recorded among the
 Land Records of Howard County, Maryland, Tax Map # 028, Block # , Parcel # 049,
 Deed Reference # and Tax Account # 05-454417 ("the Property").

WHEREAS, the Property lacks an available public drinking water source and is required
 to have an individual well as the source of drinking water for the residence of the property.

WHEREAS, the Owner has installed a residential drinking well under well permit
40-95-1396 that has been tested by the Health Department (or a private laboratory certified
 to perform testing) for radionuclide particles. The results of the tests have shown that the gross
 alpha particle content and/or the gross beta particle content and/or the combined radium 226/228
 levels exceeds the standards of 15 picocuries per liter (pCi /L), 4 millirems per year (mrem/yr)
 and/or 5pCi/L respectively.

WHEREAS, The Maryland Department of the Environment (MDE) has promulgated
 rules and regulations under which a Certificate of Potability may be issued and has delegated the
 authority to issue such Certificate to the Health Department.

20
40
95
WHEREAS, MDE regulations permit the Health Department to issue as a special
 condition, a permanent deviation to the Certificate of Potability for individual wells where
 treatment has been installed to meet the maximum contaminate levels (MCL's) for radionuclides.

WHEREAS, MDE has determined that radium can be effectively removed from the
 drinking water by the use of treatment devices (e.g., ion exchange or reverse osmosis).

WHEREAS, the Owner is requesting that the Health Department issue a Certificate of
 Potability contingent upon installation and maintenance of a water treatment device to reduce
 radionuclides.

WHEREAS, neither the Owner nor the Health Department has knowledge of an
 alternative safe source of water for the Property.

15552 04/14

NOW THEREFORE, the parties have agreed to the following terms and conditions:

1. The Owner will record this Agreement among the Land Records of Howard County, Maryland and provide confirmation to the Health Dept.
2. The Owner agrees to install and maintain a water treatment device, which effectively reduces the gross alpha, gross beta and radium levels to below their respective MCL. The Health Department shall verify that the treatment device is operating effectively and the Owner agrees to allow access to the Health Department to collect a follow-up sample(s).
3. The Health Department shall issue a Certificate of Potability for the well once follow-up sampling shows acceptable gross alpha, gross beta (short and long term) and radium 226 / 228 levels.
4. The Owner agrees that there shall be no liability on part of the Health Department for any immediate or long term impacts to health or property, under any circumstance or including, but not limited to, treatment device failure, improper maintenance or installation, or defect. The Health Department does not warrant nor guarantee that the device will adequately or properly function and the Owner agrees to implement and pay for any necessary changes or corrections.
5. The Owner acknowledges and agrees that neither the Health Department nor any of its agents or employees, either officially or individually, underwrites the operation of any system or treatment device.
6. This Agreement shall not be construed to limit any authority of the Health Department to protect the public health, safety or enjoyment of property or to issue any other orders to take any other action, which is now or may hereafter be within its authority.
7. This agreement contains the entire agreement and understanding between the Health Department and the Owner. There are no additional terms other than as contained in this Agreement. This Agreement may not be modified except in writing signed by each of the parties or their authorized representatives.
8. The Agreement shall run with the land and binds the Owner, his heirs, successors, and assigns. The owner agrees to provide a copy of this agreement to any purchaser or lessee of the property.
9. The laws of the State of Maryland govern the provisions of all transactions.

The parties have signed and sealed this Agreement on the dates set forth below.

04-13-2014
Date
04-13-2014
Date
4/17/14
Date

R. M. M.
Owner Babu Prasad Kathinam
R. S. V. V. C.
Owner Venkata Vijaya Lakshmi Kambhampati sree
[Signature]
Howard County Health Department

Witness

Witness

LR - Agreement
 Recording Fee 20.00
 Grantor/Grantee Name:
 Rathism
 Reference/Control #: 181
 LR - Agreement
 Surcharge 40.00
 SubTotal: 60.00
 Total: 120.00
 #2701722-5
 04/22/2014 02:33
 CC13-05
 #2701722 CC0503 -
 Howard Co
 Columbia/CC05.03.02 -
 Register 02 494

Wolf, Kevin


From: Tudor, Matt
Sent: Wednesday, June 10, 2015 2:36 PM
To: Harris, Leslie; Wolf, Kevin
Cc: Hart, Amy; Rocco, Anthony; Baker, Brian; Martin, Sharhonda; Tudor, Matt; Williams, Jeffrey; Bozzell, Duane; Bernard, Dana; jmatta@trinityhomes.com; Baucom, Scott
Subject: U&O Release 12221 Basslers Way

This morning, Duane Bozzell observed the start-up of a Sewage Grinder Pump at the Walnut Creek Shared Septic System:

Walnut Creek, Contract 50-4440-D
Trinity Homes, Lot #16
12221 Basslers Way
Clarksville, MD 21029

The Sewage Grinder Pump test was successful; the Bureau of Utilities releases its hold on this property for U&O.

Matt
410-313-4934 office
410-978-1320 mobile



Bureau of Environmental Health
 7178 Columbia Gateway Drive Columbia, MD 21046
 (410) 313-2640 Fax (410) 313-2648
 TDD (410) 313-2323 Toll Free 1-866-313-6300
 website: www.hchealth.org

Peter L. Beilenson, M.D., M.P.H., Health Officer

**AGREEMENT FOR APPROVAL OF AN INDIVIDUAL DRINKING WELL WITH AN
 ON-SITE TREATMENT SYSTEM**

This agreement is entered into by and between the Howard County Health Department ("the Health Department") and Babu Prasad Lathinam ("the Owner").
venkata vijaya lakshmi kambhampati sree

WHEREAS, the Owner owns a tract of land at street address 12221 Bassiers way
Clarksville, MD 21229 and the deed and subdivision plat of the property is recorded among the
 Land Records of Howard County, Maryland, Tax Map # 028, Block # , Parcel # 0049,
 Deed Reference # and Tax Account # 05-454417 ("the Property").

WHEREAS, the Property lacks an available public drinking water source and is required
 to have an individual well as the source of drinking water for the residence of the property.

WHEREAS, the Owner has installed a residential drinking well under well permit
40-45-1396 that has been tested by the Health Department (or a private laboratory certified
 to perform testing) for radionuclide particles. The results of the tests have shown that the gross
 alpha particle content and/or the gross beta particle content and/or the combined radium 226/228
 levels exceeds the standards of 15 picocuries per liter (pCi/L), 4 millirems per year (mrem/yr)
 and/or 5 pCi/L respectively.

WHEREAS, The Maryland Department of the Environment (MDE) has promulgated
 rules and regulations under which a Certificate of Potability may be issued and has delegated the
 authority to issue such Certificate to the Health Department.

20
40
85
WHEREAS, MDE regulations permit the Health Department to issue as a special
 condition, a permanent deviation to the Certificate of Potability for individual wells where
 treatment has been installed to meet the maximum contaminate levels (MCL's) for radionuclides.

WHEREAS, MDE has determined that radium can be effectively removed from the
 drinking water by the use of treatment devices (e.g., ion exchange or reverse osmosis).

WHEREAS, the Owner is requesting that the Health Department issue a Certificate of
 Potability contingent upon installation and maintenance of a water treatment device to reduce
 radionuclides.

WHEREAS, neither the Owner nor the Health Department has knowledge of an
 alternative safe source of water for the Property.

NOW THEREFORE, the parties have agreed to the following terms and conditions:

1. The Owner will record this Agreement among the Land Records of Howard County, Maryland and provide confirmation to the Health Dept.
2. The Owner agrees to install and maintain a water treatment device, which effectively reduces the gross alpha, gross beta and radium levels to below their respective MCL. The Health Department shall verify that the treatment device is operating effectively and the Owner agrees to allow access to the Health Department to collect a follow-up sample(s).
3. The Health Department shall issue a Certificate of Potability for the well once follow-up sampling shows acceptable gross alpha, gross beta (short and long term) and radium 226 / 228 levels.
4. The Owner agrees that there shall be no liability on part of the Health Department for any immediate or long term impacts to health or property, under any circumstance or including, but not limited to, treatment device failure, improper maintenance or installation, or defect. The Health Department does not warrant nor guarantee that the device will adequately or properly function and the Owner agrees to implement and pay for any necessary changes or corrections.
5. The Owner acknowledges and agrees that neither the Health Department nor any of its agents or employees, either officially or individually, underwrites the operation of any system or treatment device.
6. This Agreement shall not be construed to limit any authority of the Health Department to protect the public health, safety or enjoyment of property or to issue any other orders to take any other action, which is now or may hereafter be within its authority.
7. This agreement contains the entire agreement and understanding between the Health Department and the Owner. There are no additional terms other than as contained in this Agreement. This Agreement may not be modified except in writing signed by each of the parties or their authorized representatives.
8. The Agreement shall run with the land and binds the Owner, his heirs, successors, and assigns. The owner agrees to provide a copy of this agreement to any purchaser or lessee of the property.
9. The laws of the State of Maryland govern the provisions of all transactions.

The parties have signed and sealed this Agreement on the dates set forth below.

04-13-2014

Date

04-13-2014

Date

4/17/14

Date

Witness

Witness

R. M. M.
Owner Babu Prasanth Kathiraman

R. S. V. V. C. S.
Owner Venkata Vijaya Lakshmi Kambhampati Sree

[Signature]
Howard County Health Department

LR - Agreement
Recording Fee 20.00
Grantor/Grantee Name:
Rabinson
Reference/Control #:
181
LR - Agreement
Surcharge 40.00

SubTotal: 60.00

Total: 120.00
#2701722-5
#4/22/2014 02:33
CC13-JV
#2701722 CC0503 -
Howard Co
Columbia/CC05.03.02 -
Register 02 404

Your Peace of Mind is Our Top Priority®

Product information presented here reflects conditions at time of publication. Consult factory regarding discrepancies or inconsistencies.



PUMP COMPANY

Zoeller Family of Water Solutions™

SECTION: 2.25.025

FM2796

0514

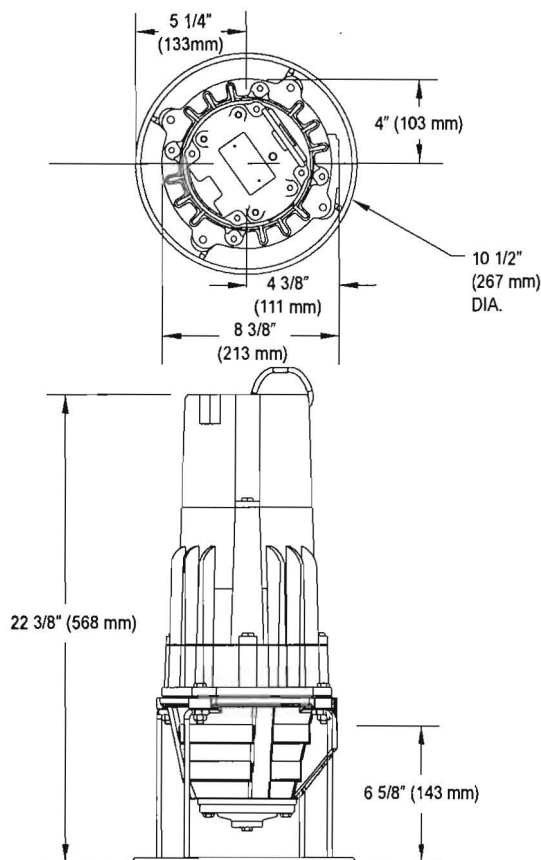
Supersedes

0114

TECHNICAL DATA SHEET SEWAGE WASTE SERIES Models **810, 815** Progressing Cavity Grinder Pumps

PRODUCT SPECIFICATIONS

MOTOR	Horse Power	1 (810), 2 (815)
	Voltage	230
	Phase	1 Ph
	Hertz	60 Hz
	RPM	1725
	Type	Permanent split capacitor
	Insulation	Class B
	Amps	7.0 (810), 10.5 (815)
	Operation	Nonautomatic
PUMP	Discharge Size	1-1/4" NPT horizontal
	Cord Length	20' (6 m) standard
	Cord Type	SOW or SOOW, multi-wire neoprene
	Max. Head	810: 150' (45.7 m), 815: 240' (73.1 m)
	Max. Flow Rate	15.6 GPM (59 LPM)
	Max. Operating Temp.	130°F (54°C)
	Cooling	Oil filled
	Motor Protection	Auto reset thermal overload
MATERIALS	Cap	Cast iron
	Motor Housing	Cast iron
	Adapter	Cast iron
	Pump Housing	Cast iron
	Upper Bearing	Ball bearing
	Lower Bearing	Ball bearing
	Mechanical Seals	Carbon/ceramic
	Hydraulic Rotor	Stainless steel
	Hydraulic Stator	Buna-N
	Hardware	Stainless steel
	Motor Shaft	Stainless steel
	Gasket & Square Ring	Neoprene
	Cutter	Hardened stainless steel, Rockwell C55-60



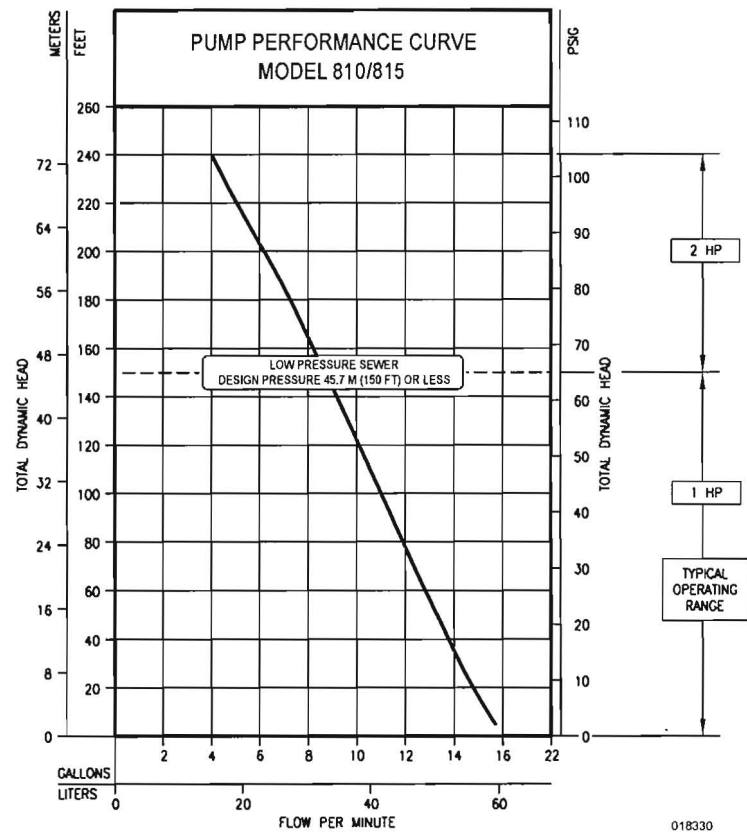
SK2533

NOTE: See model comparison chart for specific details.



TOTAL DYNAMIC HEAD FLOW PER MINUTE

MODEL 810	Feet	Meters	Gal.	Liters
	5	1.5	15.6	59
	10	3.0	15.3	58
	20	6.1	14.7	56
	30	9.1	14.2	54
	40	12.2	13.8	52
	50	15.2	13.2	50
	60	18.3	12.8	48
	70	21.3	12.3	47
	80	24.4	11.9	45
	90	27.4	11.5	44
	100	30.5	11.0	42
	110	33.5	10.5	40
	120	36.6	10.1	38
	130	39.6	9.6	36
	140	42.6	9.2	35
	150	45.7	8.7	33
MODEL 815	160	48.7	8.2	31
	170	51.8	7.8	30
	180	54.8	7.3	28
	190	57.9	6.8	26
	200	60.9	6.2	23
	210	64.0	5.7	22
	220	67.0	5.0	19
	230	70.1	4.5	17
	240	73.1	4.0	15



Model	MODEL COMPARISON								
	Seal	Mode	Volts	Ph	Amps	HP	Hz	Lbs	Kg
E810	Single	Non	230	1	7.0	1	60	88	40
E815	Single	Non	230	1	10.5	2	60	91	41

CAUTION All installation of controls, protection devices and wiring should be done by a qualified licensed electrician. All electrical and safety codes should be followed including the most recent National Electrical Code (NEC) and the Occupational Safety and Health Act (OSHA).

GRINDER SYSTEMS

(A) GRINDER

STANDARD FEATURES:

- 1 1/4" NPT discharge
- Carbon/ceramic tandem seals
- Thermal overload protection
- Hydraulic stainless steel rotor and Buna-N stator
- Stainless steel cutter plate / cutter
- Stainless steel shaft
- Stainless steel hardware
- Corrosion-resistant, powder coated epoxy paint
- 20' (6 m) Power cord cord

Options:

- ☐ 25' (8 m) Long cords
- ☐ 35' (11 m) Long cords
- ☐ 50' (15 m) Long cords

A) 810 & 815 PROGRESSING CAVITY GRINDERS 1 OR 2 HP 1 1/4" N.P.T. DISCHARGE

	P/N	WGT.	MODEL	VOLTS	PH	HP	AMP
<input type="checkbox"/>	810-0004	88 lb (39.9 kg)	E810	230	1	1	7.0
<input type="checkbox"/>	815-0004	91 lb (41.3 kg)	E815	230	1	2	10.5

Maximum operating temperature 130°F (54°C).

CAUTION To ensure proper pump operation, a swing or flapper style check valve must be installed in the pump discharge line. A faulty or non-functional check valve when combined with a pressure sewer may prevent the pump from starting.

Note: All variable level float switches in this section are mechanically activated and do not contain mercury.

QWIK BOX w/ FLOAT SWITCH

B) ALARM PANEL

- ☐ P/N 10-0623 Indoor/Outdoor high water alarm with 15' (5 m) control switch.
- ☐ P/N 10-0126 NEMA 4X high water alarm with 15' (5m) control switch and dry contact.
- ☐ P/N 10-1494 Indoor high water alarm with 15' (5m) control switch.

C) PUMP SWITCH AND WEIGHT -

1 pump switch required

Single piggy-back type 230 volt 13 amp

- ☐ P/N 10-0035 with 15' (5 m) cord
- ☐ P/N 10-0689 weight for alarm float (Indoor systems only)

D) JUNCTION BOX -

1 required

- ☐ P/N 10-0580 Qwik-Box, NEMA 4X with 230 volt receptacle

PLUGGER PANEL

B) CONTROL PANEL

- ☐ P/N 10-2006 Plugger panel, NEMA 4X with high water alarm and 230 volt receptacle.

**C) FLOAT SWITCHES -
2 required**

Pump: One pump switch
Alarm: One control switch

- ☐ P/N 10-0706 piggy-back pump switch with 20' (6 m) cord
- ☐ P/N 10-0311 piggy-back pump switch with 25' (8 m) cord
- ☐ P/N 10-1956 piggy-back pump switch with 35' (11 m) cord
- ☐ P/N 10-0744 mechanical control switch with 20' (6 m) cord
- ☐ P/N 10-1877 mechanical control switch with 25' (8 m) cord
- ☐ P/N 10-1878 mechanical control switch with 35' (11 m) cord

D) JUNCTION BOX

J-Box not recommended with this type control.

SIMPLEX PANEL	
B) CONTROL PANEL	
<input type="checkbox"/>	P/N 10-1212 Simplex panel, NEMA 4X, with high water alarm and pump circuit breaker, less float switches.
C) FLOAT SWITCHES - 2 required	
Pump: One pump switch	
Alarm: One control switch	
<input type="checkbox"/>	P/N 10-0706 piggy-back pump switch with 20' (6 m) cord
<input type="checkbox"/>	P/N 10-0311 piggy-back pump switch with 25' (8 m) cord
<input type="checkbox"/>	P/N 10-1956 piggy-back pump switch with 35' (11 m) cord
<input type="checkbox"/>	P/N 10-0744 mechanical control switch with 20' (6 m) cord
<input type="checkbox"/>	P/N 10-1877 mechanical control switch with 25' (8 m) cord
<input type="checkbox"/>	P/N 10-1878 mechanical control switch with 35' (11 m) cord
D) JUNCTION BOX - optional	
<input type="checkbox"/>	P/N 10-2145 NEMA 4X with 3 cord seals and conduit connection.

E) INDOOR AND OUTDOOR PACKAGED SYSTEMS - PUMP AND CONTROLS NOT INCLUDED

OUTDOOR SYS. w/ SQUARE GR

FIBERGLASS BASIN AND COVER

SQUARE GUIDERAIL SYSTEM

☐ P/N 33-0491 24" x 48" (61 x 122 cm)

☐ P/N 33-0492 24" x 60" (61 x 152 cm)

☐ P/N 33-0493 24" x 72" (61 x 183 cm)

Diagram illustrating the Square Guiderail System for a fiberglass basin and cover. The diagram shows the basin assembly with various components labeled, including the fiberglass cover, water-tight o-ring, electrical PVC pipe, rubber inlet pipe seal, float assembly, stainless steel lifting cable, stainless steel ball valve, stainless steel check valve, stainless steel pump control, and the fiberglass basin. Dimensions are provided for the cover and the basin assembly.

Labels and dimensions:

- WATER-TIGHT "O"RING BOIT
- 26 mm (1 1/8) IN (17)
- 60.3 mm (2 3/8) IN
- 7" ELECTRICAL PVC PIPE
- 4" RUBBER INLET PIPE SEAL (FIELD INSTALLED)
- 1 1/2" BALL HEAD DISCHARGE PIPE
- HIGH LEVEL ALARM FLOAT
- 1 1/2" FEMALE NPT CHECK VALVE
- 1 1/2" GALVANIZED DISCHARGE PIPE
- FIBERGLASS ANTILUTION FLANGE
- 88.9 mm (3 1/2) IN
- FLOAT TREE ASSEMBLY 1 1/2" PVC PIPE
- 1" 302 STAINLESS STEEL LIFTING CABLE
- 3" 3 1/4" 316 STAINLESS STEEL PUMP ROD
- BRASS ANTI-SIPHON VALVE
- 1 1/4" MALE THREAD x SLIP FITTING
- 1 1/4" NPT BRASS DISCONNECT FITTING
- 1 1/4" PVC SLIP x SLIP BALL VALVE
- 1 1/4" PVC SCH 80 PIPE AND FITTINGS
- 1 1/2" SCH 40S RAIL 304 STAINLESS STEEL 14 GA.
- PUMP CONTROL 3/4" OFF FLANGE
- FIBERGLASS BASIN

Dimensions:

- 122 cm (48")
- 152 cm (60")
- 183 cm (72")

SK2569

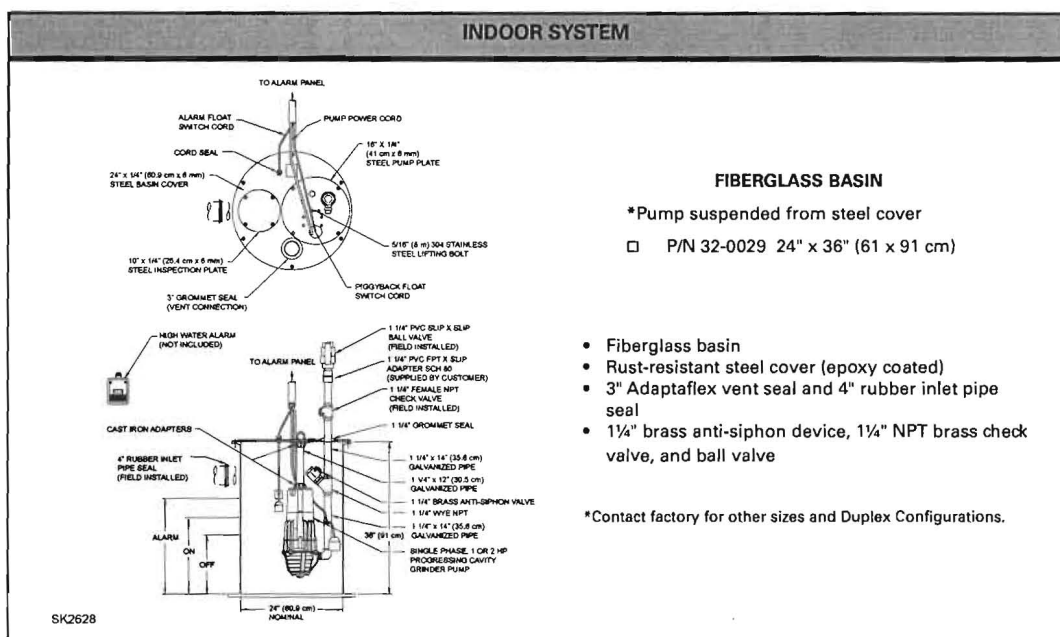
- Fiberglass basin with anti-flotation ring
- 1 1/4" galvanized pump discharge piping to disconnect
- 1 1/4" PVC discharge pipe from disconnect
- 1 1/4" Adaptaflex discharge pipe seal
- Stainless steel square guide rail system
- 1' (0.3 m) pull rod
- 8' (2.4 m) stainless steel lifting cable
- 1 1/4" PVC ball valve
- 1 1/4" brass check valve
- 1 1/4" brass anti-siphon device
- PVC float tree
- 1-4" rubber inlet pipe seal (field inst.)
- Fiberglass cover

OUTDOOR SYSTEM w/ Z-Rail

FIBERGLASS BASIN AND COVER Z-RAIL DISCONNECT SYSTEM

☐ 24" x 60" (61 x 152 cm)
☐ 24" x 72" (61 x 183 cm)
☐ 24" x 84" (61 x 213 cm)
☐ 24" x 96" (61 x 244 cm)

SK3019



PREPACKAGED AND JOB READY SYSTEMS

F) ACCESSORIES FOR FIELD-ASSEMBLED SYSTEMS

FLEX-HOSE DISCHARGE ASM.

- ☐ P/N 10-2038 with 30" (76 cm) hose

SQUARE GUIDE RAIL SYSTEM

- ☐ P/N 39-0106 - 48" (122 cm) deep basin
- ☐ P/N 39-0107 - 60" (152 cm) deep basin
- ☐ P/N 39-0108 - 72" (183 cm) deep basin
- ☐ P/N 39-0070 - Rail extension bracket

Z-RAIL DISCONNECT SYSTEM

- ☐ P/N 39-0137 1 1/4" (3.2 cm) H x 1 1/4" (3.2 cm) V Ductile Iron
- ☐ P/N 39-0138 1 1/4" (3.2 cm) H x 1 1/4" (3.2 cm) V with stainless steel upper bracket
- ☐ P/N 39-0139 Intermediate bracket stainless steel

STAINLESS STEEL LIFTING CABLES AND ROD

- ☐ P/N 39-0031 8' (2.4 m) Cable
- ☐ P/N 39-0032 12' (3.7 m) Cable
- ☐ P/N 39-0069 1" (0.3 m) Rod
- ☐ P/N 10-0789 Stainless steel lifting bail

GALVANIZED 1.25" DISCH. ELBOW

- ☐ P/N 018386

CHECK VALVE

- ☐ P/N 30-0223 1.25" NPT Brass

BALL VALVE

- ☐ P/N 30-0165 1.25" PVC
- ☐ P/N 30-0213 1.25" NPT Brass

PREWIRED CONDUIT (10-0580 Qwik Box Required)

- ☐ P/N 5100-0016 - 25' (8 m)
- ☐ P/N 5100-0017 - 35' (11 m)
- ☐ P/N 5100-0018 - 50' (15 m)

FIELD-MOUNT SYSTEMS

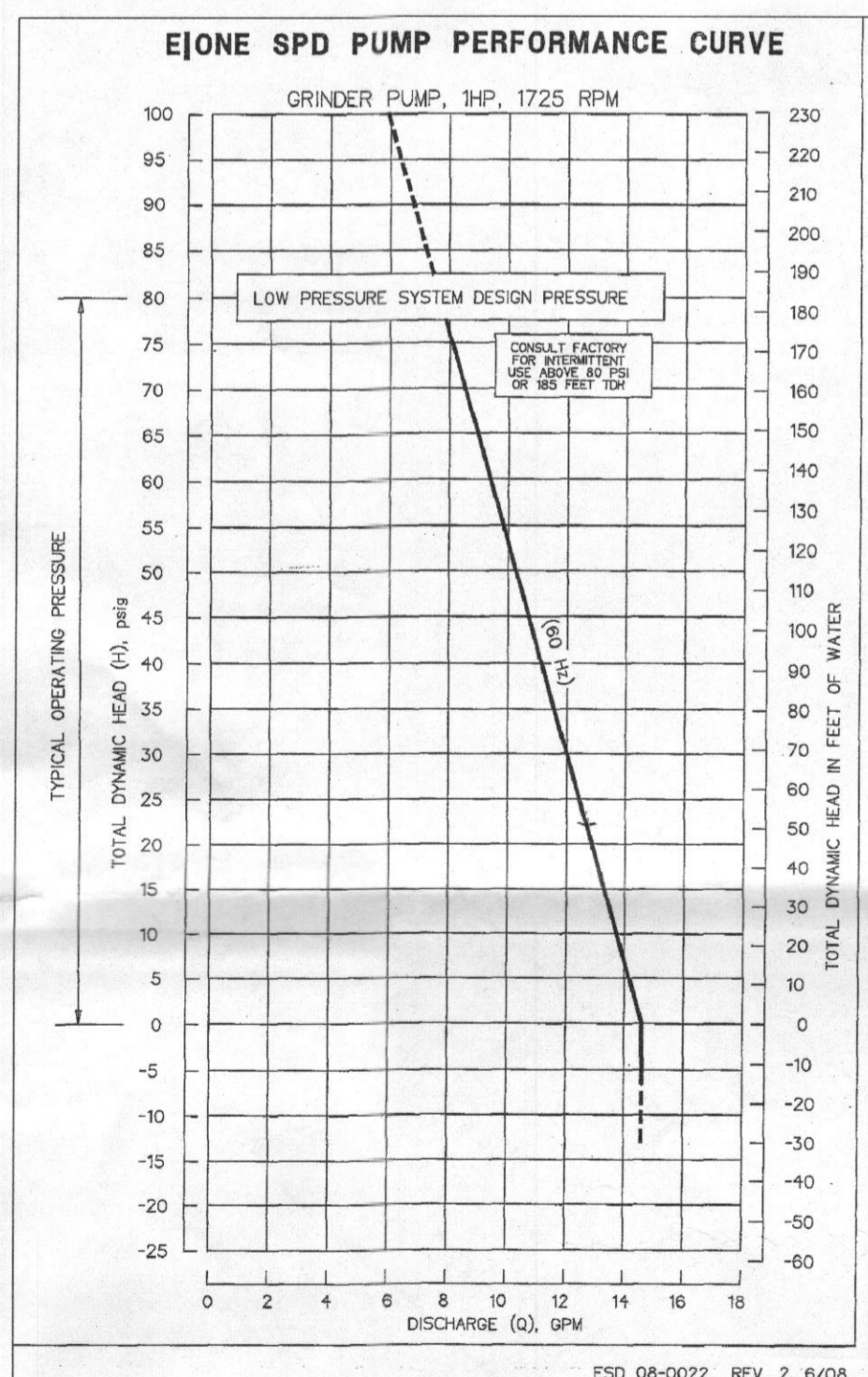
SIMPLEX	
REQ.	REQ.
1 810 or 815 Grinder	P/N ____ (A)
1 Control panel/Alarm system	P/N ____ (B)
1 Piggyback pump switch	P/N ____ (C)
1 Control switch (if required)	P/N ____ (C)
1 Weight for alarm float (if required)	P/N ____ (D)
1 Junction Box (Optional)	P/N ____ (F)
1 Optional accessories	P/N ____ (F)
	P/N ____ (F)
	P/N ____ (F)
	P/N ____ (F)

INDOOR	
REQ.	REQ.
1 810 or 815 Grinder	P/N ____ (A)
1 Alarm panel	P/N ____ (B)
1 Piggyback pump switch	P/N ____ (C)
1 Weight for alarm float	P/N ____ (C)
1 Basin, cover and hardware	P/N ____ (F)

OUTDOOR	
REQ.	REQ.
1 810 or 815 Grinder	P/N ____ (A)
1 Control panel/Alarm system	P/N ____ (B)
1 Piggyback pump switch	P/N ____ (C)
1 Control switch (if required)	P/N ____ (C)
1 Junction Box (if required)	P/N ____ (D)
1 Basin, cover and hardware	P/N ____ (F)

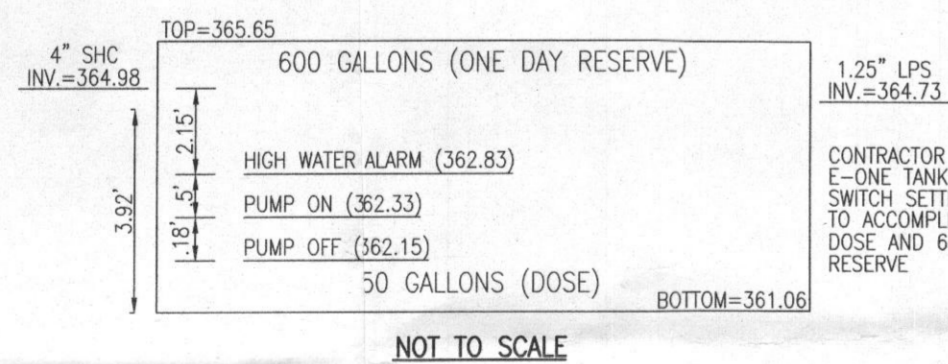


PLAN
SCALE: 1"=50'



1,000 GALLON PUMP CHAMBER W/ E-ONE MODEL DH-071 GRINDER PUMP

OUTSIDE TO OUTSIDE DIM: 8.83' x 5.25'
INSIDE TO INSIDE DIM: 8.16' x 4.58'
INSIDE CROSS SECTIONAL AREA: 37.37 SF

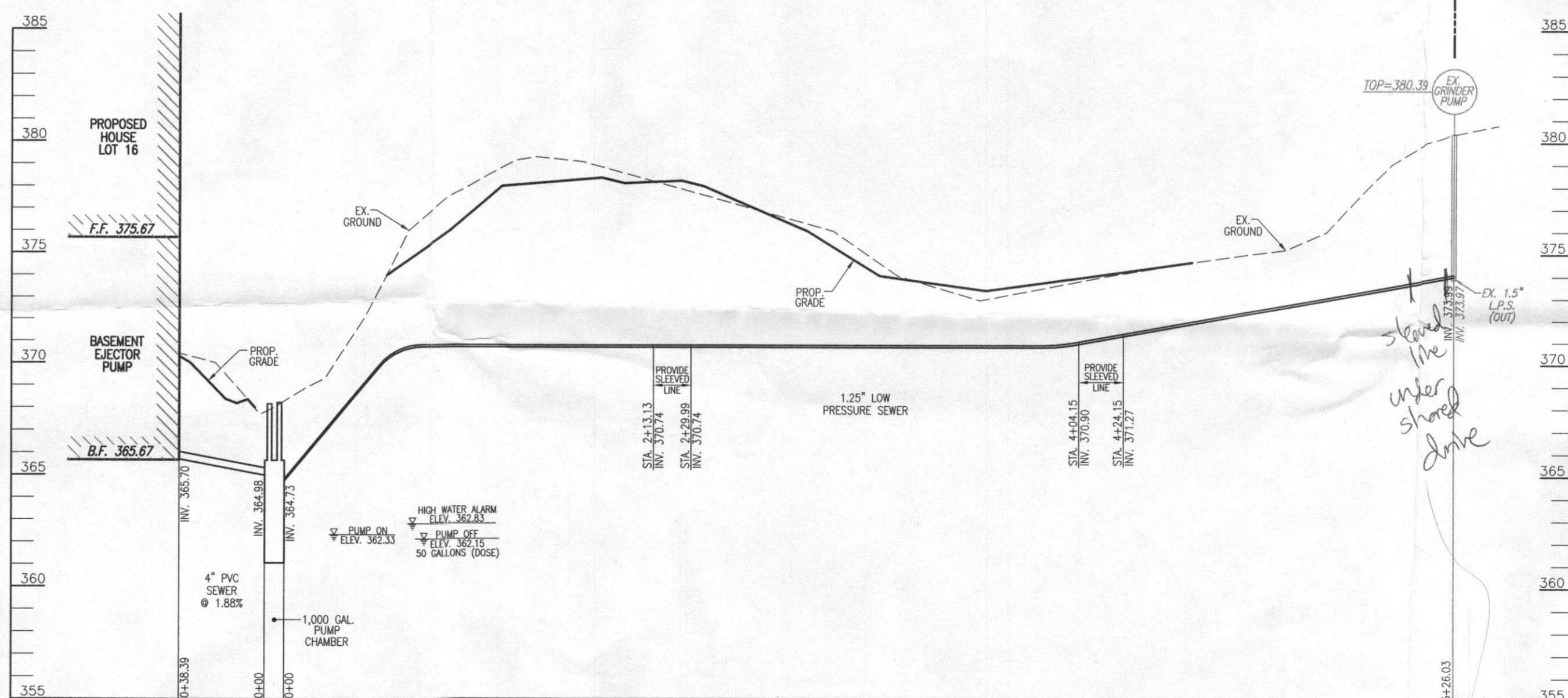


600 GALLONS / 7.48 GAL/FT³ = 80.21 FT³
80.21 FT³ / 37.37 SF = 2.15'
50 GALLONS / 7.48 GAL/FT³ = 6.68 FT³
6.68 FT³ / 37.37 SF = 0.18'

USE E-ONE PUMP - 1 HP PUMP CURVE

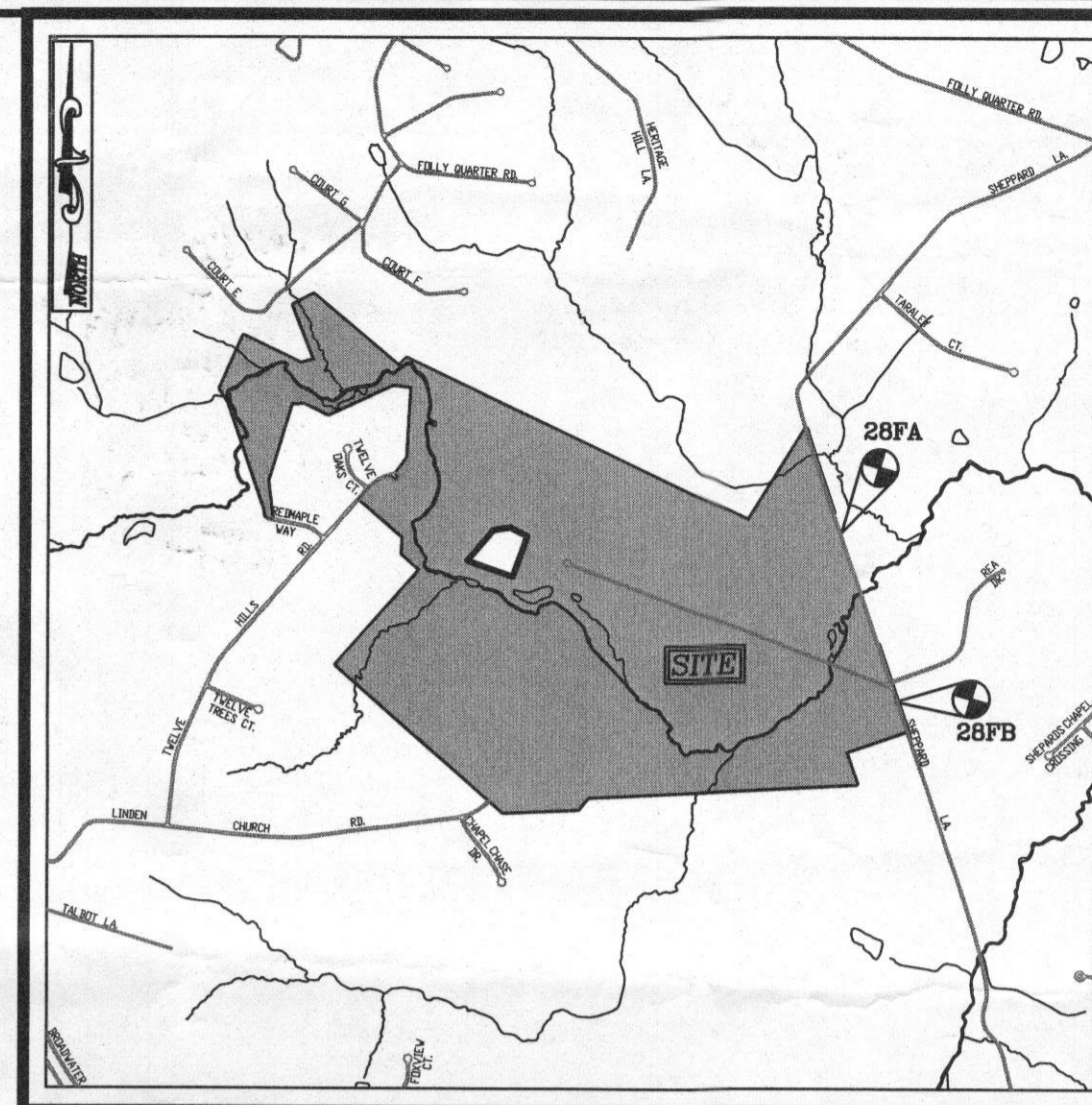
FRICITION: 510 + (4.0 x 2) + (2.4 x 2) = 522.8' = 1.77'/100 = 9.3'
STATIC: 373.97 - 362.15 = 11.82'
TDH = 9.3' + 11.8' = 21.1'

* pump test must be done simultaneously with lot 17 to avoid overload of duplex grinder pit.



PUMP CHAMBER PROFILE - LOT 16

SCALE: HORIZONTAL - 1"=50'
VERTICAL - 1"=5'




VICINITY MAP

SCALE: 1"=2000'
ADC MAP: 14, E2

LEGEND

EXISTING 2' CONTOUR	---
EXISTING 10' CONTOUR	---
RIGHT-OF-WAY	---
BOUNDARY	---
ADJACENT BOUNDARY	---
EXISTING WELL FIELD LOCATED	(W)
APPROVED WELL AREA	(W)

Approved Septic System Plan
Howard County Health Department
[Signature]
signature Date 8/26/14



NO BAT-SHARED SEPTIC

OWNER/DEVELOPER


TRINITY QUALITY HOMES, INC.
3675 PARK AVENUE, SUITE 301
ELLICOTT CITY, MARYLAND 21043
(410) 480-0023

SEPTIC INFORMATION

WALNUT CREEK - LOT 16

12221 BASSLERS WAY
ELLICOTT CITY, MD 21042

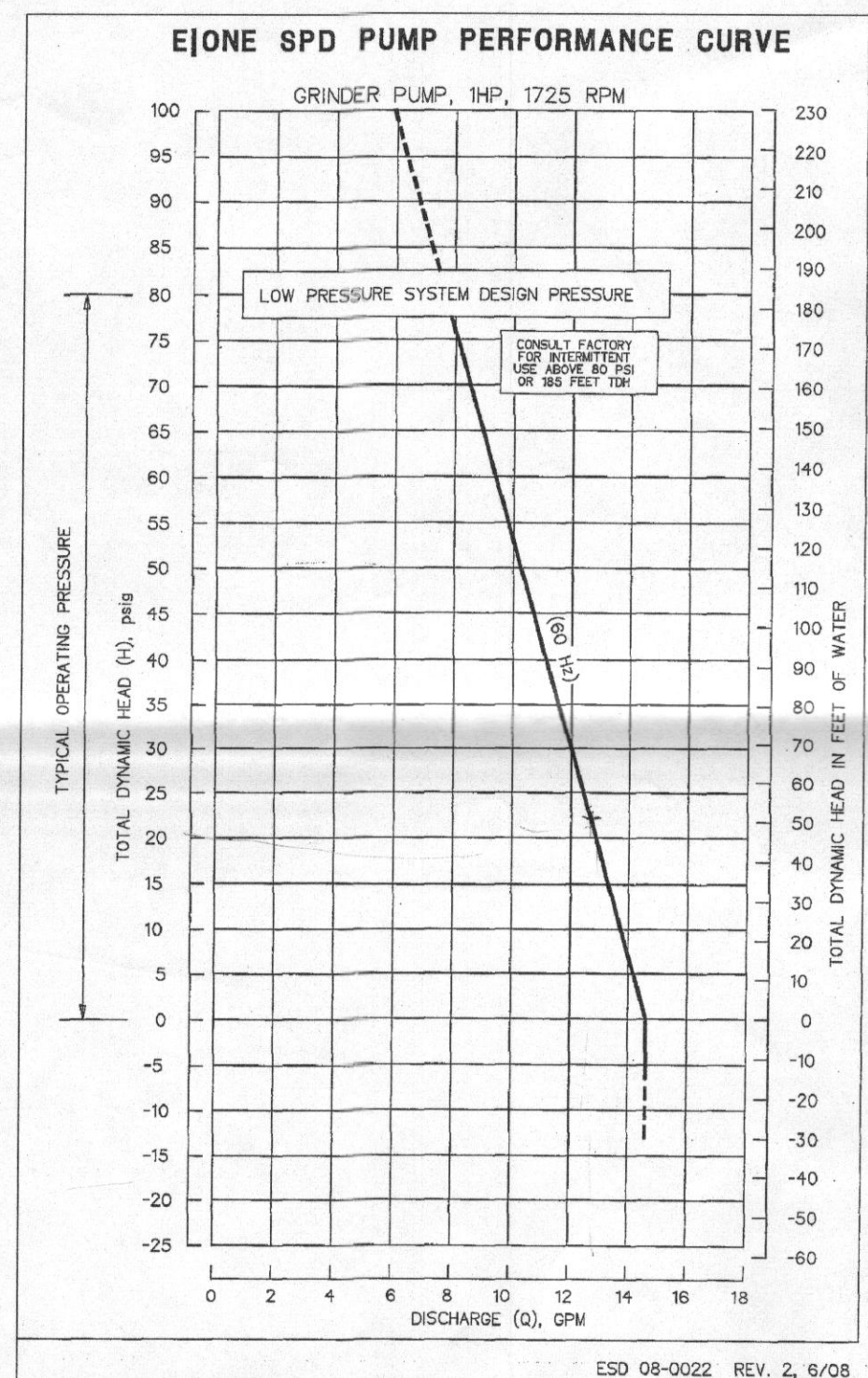
TAX MAP: 28 BLOCK: 11 5TH ELECTION DISTRICT B14002847 ZONED: RR-DEO & RC-DEO HOWARD COUNTY, MARYLAND



	DESIGN BY: _____ RHV	PROFESSIONAL CERTIFICATE I HEREBY CERTIFY THAT THESE DOCUMENTS WERE PREPARED OR APPROVED BY ME, AND THAT I AM A DULY LICENSED PROFESSIONAL ENGINEER UNDER THE LAWS OF THE STATE OF MARYLAND, LICENSE NO. 18185, EXPIRATION DATE: 09-27-2014.
	DRAWN BY: _____ JMR	
	CHECKED BY: _____ RHV	
	DATE: _____ JULY 2014	
	SCALE: _____ 1"=30'	
W.O. NO.: _____ 13-21	1 SHEET OF 1	

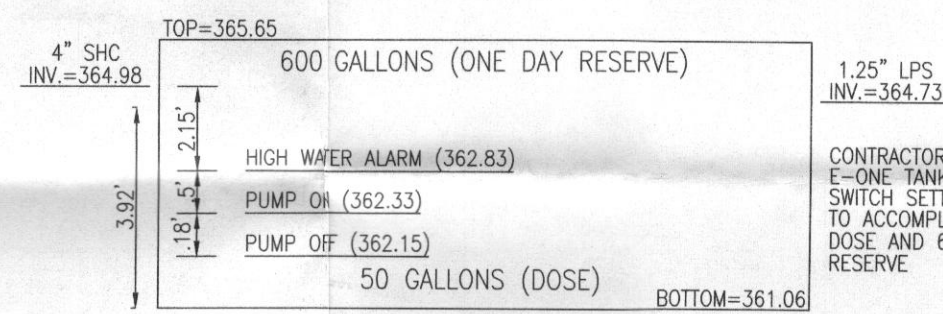


PLAN
SCALE: 1"=50'



ESD 08-0022 REV. 2, 6/08

1,000 GALLON PUMP CHAMBER W/ E-ONE MODEL DH-071 GRINDER PUMP
OUTSIDE TO OUTSIDE DIM: 8.83' x 5.25'
INSIDE TO INSIDE DIM: 8.16' x 4.58'
INSIDE CROSS SECTIONAL AREA: 37.37 SF

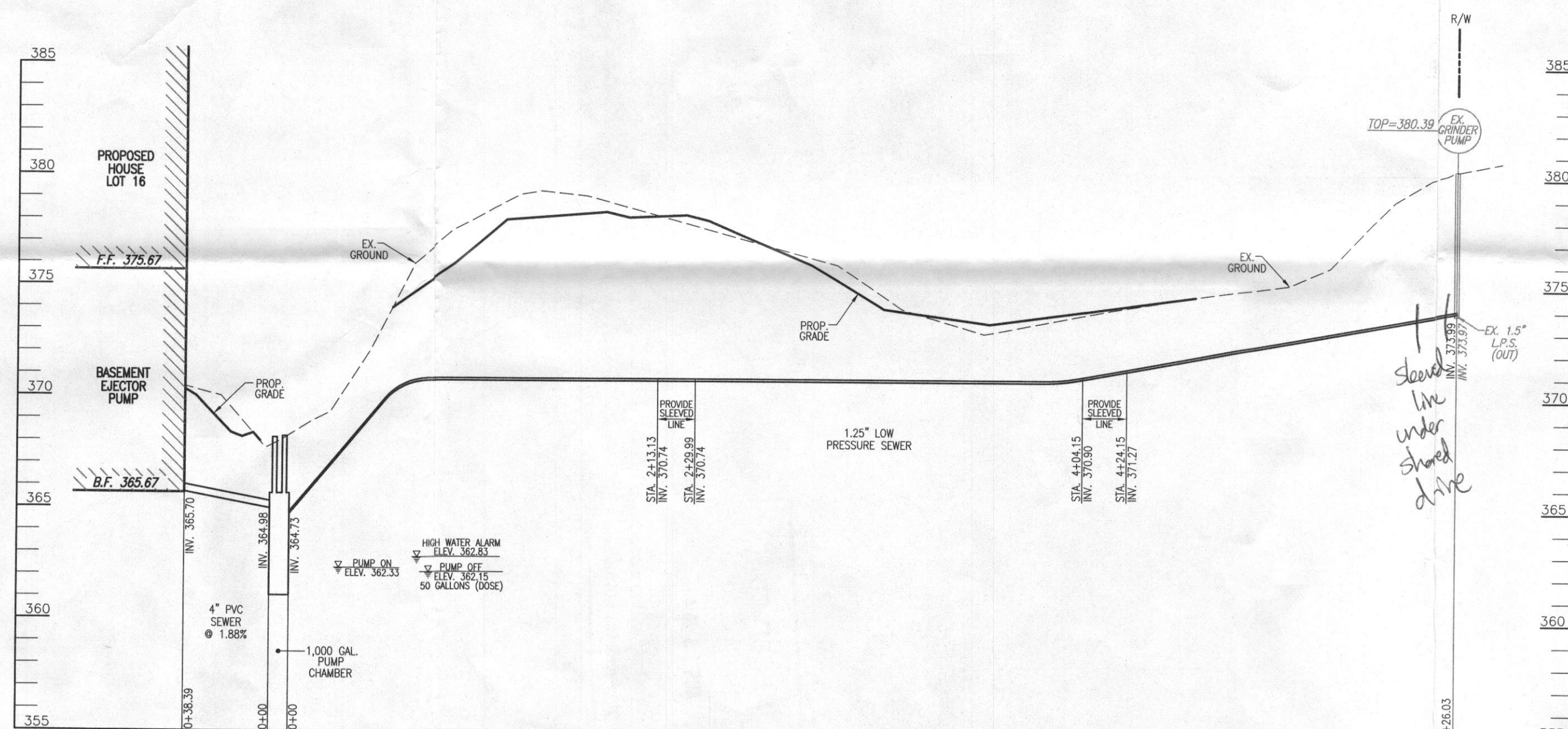


600 GALLONS / 7.48 GAL./FT³ = 80.21 FT³
80.21 FT³ / 37.37 SF = 2.15'
50 GALLONS / 7.48 GAL./FT³ = 6.68 FT³
6.68 FT³ / 37.37 SF = 0.18'

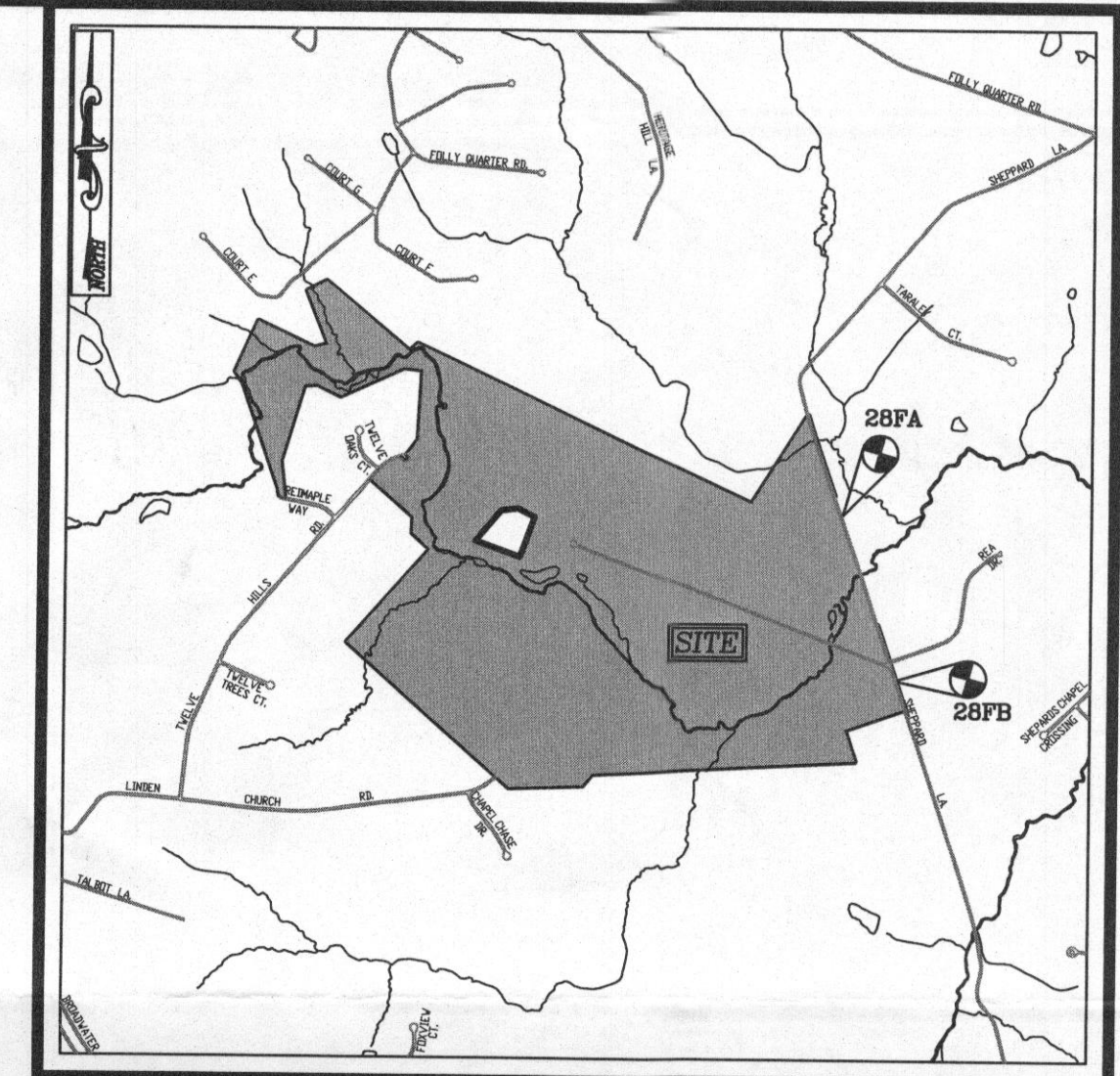
USE E-ONE PUMP - 1 HP PUMP CURVE

FRICITION: 510 + (4.0 x 2) + (2.4 x 2) = 522.8' = 1.77'/100 = 9.3'
STATIC: 373.97 - 362.15 = 11.82'
TDH = 9.3' + 11.8' = 21.1'

* pump test must be done simultaneously with lot 17 to avoid overload of duplex grinder pit.



PUMP CHAMBER PROFILE - LOT 16
SCALE: HORIZONTAL - 1"=50'
VERTICAL - 1"=5'



VICINITY MAP
SCALE: 1"=2000'
ADC MAP: 14, E2

LEGEND

EXISTING 2' CONTOUR	---	382
EXISTING 10' CONTOUR	---	380
RIGHT-OF-WAY	---	
BOUNDARY	---	
ADJACENT BOUNDARY	---	
EXISTING WELL FIELD LOCATED	⊙	
APPROVED WELL AREA	⊙	

Approved Septic System Plan
Howard County Health Department
Signature: *[Signature]* Date: 8/26/14

OWNER/DEVELOPER
TRINITY QUALITY HOMES, INC.
3675 PARK AVENUE, SUITE 301
ELLICOTT CITY, MARYLAND 21043
(410) 480-0023

SEPTIC INFORMATION

WALNUT CREEK - LOT 16
12221 BASSLERS WAY
ELLICOTT CITY, MD 21042
B 14002847

TAX MAP: 28 BLOCK: 11 5TH ELECTION DISTRICT ZONED: RR-DEO & RC-DEO HOWARD COUNTY, MARYLAND PARCEL: 49

ROBERT H. VOGEL ENGINEERING, INC.
ENGINEERS • SURVEYORS • PLANNERS
8407 MAIN STREET
ELLICOTT CITY, MD 21043
TEL: 410.461.7666
FAX: 410.461.8961

DESIGN BY: RHV
DRAWN BY: JMR
CHECKED BY: RHV
DATE: JULY 2014
SCALE: 1"=30'
W.O. NO.: 13-21

PROFESSIONAL CERTIFICATE
I HEREBY CERTIFY THAT THESE DOCUMENTS WERE PREPARED OR APPROVED BY ME, AND THAT I AM A DULY LICENSED PROFESSIONAL ENGINEER UNDER THE LAWS OF THE STATE OF MARYLAND, LICENSE NO. 16183 EXPIRATION DATE: 09-27-2014

1 SHEET OF 1

ROBERT H. VOGEL, PE No. 16183