Building Permit Application

Howard County Maryland
Department of Inspections, Licenses and Permits
3430 Court House Drive
Permits: 410-313-2455
www.howardcountymd.gov

HEALTH

Date Received: 12/2/15

Permit No.: B15005246

Building Address: 5016 Bee Frances Way
City: Clarksville State: MD Zip Code: 21029
Suite/Apt. #: SDP/WP/BA #: GP-15-081
Census Tract: Subdivision: Greenberry
Section: Area: Lot: 4
Tax Map: Parcel: Grid:
Zoning: Map Coordinates: Lot Size:

Existing Use: Vacant Lot
Proposed Use: Single family house
Estimated Construction Cost: $ 250,000
Description of Work: New 2 Story "Remington Plan II" with a 2 car garage, Morning Room, Sitting area/covered porch and unfinished basement
Occupant or Tenant:
Was tenant space previously occupied? ☐Yes ☐No
Contact Name:
Address:
City: State: Zip Code:
Phone: Fax:
Email:

Property Owner's Name: NVR Inc
Address: 9720 Patuxent Woods Drive
City: Columbia State: MD Zip Code: 21046
Phone: 410-379-5956 Fax:
Email:

Applicant's Name & Mailing Address, (If other than stated herein)
Applicant's Name: Jim Kerwin
Address: PO Box 552
City: Woodbine State: MD Zip Code: 2179
Phone: 443-309-7792 Fax:
Email: Jim@DecaturbuildingServices.com

Contractor Company: NV Homes
Contact Person: Ryan Johnson
Address: 9720 Patuxent Woods Drive
City: Columbia State: MD Zip Code: 21046
License No.: 56
Phone: 410-379-5956 Fax:
Email:

Engineer/Architect Company:
Responsible Design Prof.:
Address:
City: State: Zip Code:
Phone:
Email:

RECEIVED
DEC 11 2015
HOWARD COUNTY HEALTH DEPT.
BUREAU OF ENVIRONMENTAL HEALTH

Commercial Building Characteristics	*Residential Building Characteristics*
Height:	☑ SF Dwelling ☐ SF Townhouse
No. of stories:	**Depth** **Width**
Gross area, sq. ft./floor:	1st floor:
	2nd floor:
Area of construction (sq. ft.):	Basement:
	☐ Finished Basement
Use group:	☑ Unfinished Basement
	☐ Crawl Space
Construction type:	☐ Slab on Grade
☐ Reinforced Concrete	No. of Bedrooms: 4
☐ Structural Steel	***Multi-family Dwelling***
☐ Masonry	No. of efficiency units:
☐ Wood Frame	No. of 1 BR units:
☐ State Certified Modular	No. of 2 BR units:
	No. of 3 BR units:
	Other Structure:
	Dimensions:
➢ **Roadside Tree Project Permit**	Footings:
☐Yes ☑No	Roof:
Roadside Tree Project Permit #	☐ State Certified Modular
	☐ Manufactured Home

Utilities	
Water Supply	
☐ Public	
☑ Private	
Sewage Disposal	
☐ Public	
☑ Private	
Electric: ☑ Yes ☐ No	
Gas: ☑ Yes ☐ No	
Heating System	
☑ Electric ☐ Oil	
☑ Natural Gas ☐ Propane Gas	
☐ Other:	
Sprinkler System:	
☑ Yes ☐ No	
Grading Permit Number:	G-15-000287
Building Shell Permit Number:	

RECEIVED
DEC 02 2015
LICENSES & PERMITS DIVISION

THE UNDERSIGNED HEREBY CERTIFIES AND AGREES AS FOLLOWS: (1) THAT HE/SHE IS AUTHORIZED TO MAKE THIS APPLICATION; (2) THAT THE INFORMATION IS CORRECT; (3) THAT HE/SHE WILL COMP WITH ALL REGULATIONS OF HOWARD COUNTY WHICH ARE APPLICABLE THERETO; (4) THAT HE/SHE WILL PERFORM NO WORK ON THE ABOVE REFERENCED PROPERTY NOT SPECIFICALLY DESCRIBED THIS APPLICATION; (5) THAT HE/SHE GRANTS COUNTY OFFICIALS THE RIGHT TO ENTER ONTO THIS PROPERTY FOR THE PURPOSE OF INSPECTING THE WORK PERMITTED AND POSTING NOTICES.

Applicant's Signature — *Print Name*: Jim Kerwin
Email Address: Jim@DecaturbuildingServices.com — *Date*: 12/2/2015
Title/Company: AGENT

Checks Payable to: DIRECTOR OF FINANCE OF HOWARD COUNTY
PLEASE WRITE NEATLY & LEGIBLY
-FOR OFFICE USE ONLY-

AGENCY	DATE	SIGNATURE OF APPROVAL
✓ State Highways		
✓ Building Officials		
✓ PSZA (Zoning)		
✓ PSZA (Engineering)		
✓ Health	12/29/2015	

Is Sediment Control approval required for issuance? ☐ Yes ☐ No
☐ CONTINGENCY CONSTRUCTION START

DPZ SETBACK INFORMATION	
Front:	
Rear:	
Side:	
Side St.:	
All minimum setbacks met?	☐ Yes ☐No
Is Entrance Permit Required?	☐ Yes ☐No
Historic District?	☐ Yes ☐No
Lot Coverage for New Town Zone:	
SDP/Red-line approval date:	

Filing Fee	$ 100.00
Permit Fee	$
Tech Fee	$
Excise Tax	$
PSFS	$
Guaranty Fund	$ 50.00
Add'l per Fee	$
Total Fees	$
Sub-Total Paid	$
Balance Due	$
Check	# 885517

Distribution of Copies: White: Building Officials Green: PSZA,Zoning Yellow: PSZA,Engineering Pink: Health Gold: SHA

T:\Operations\Updated Forms\Building applmp 8.2012.docx

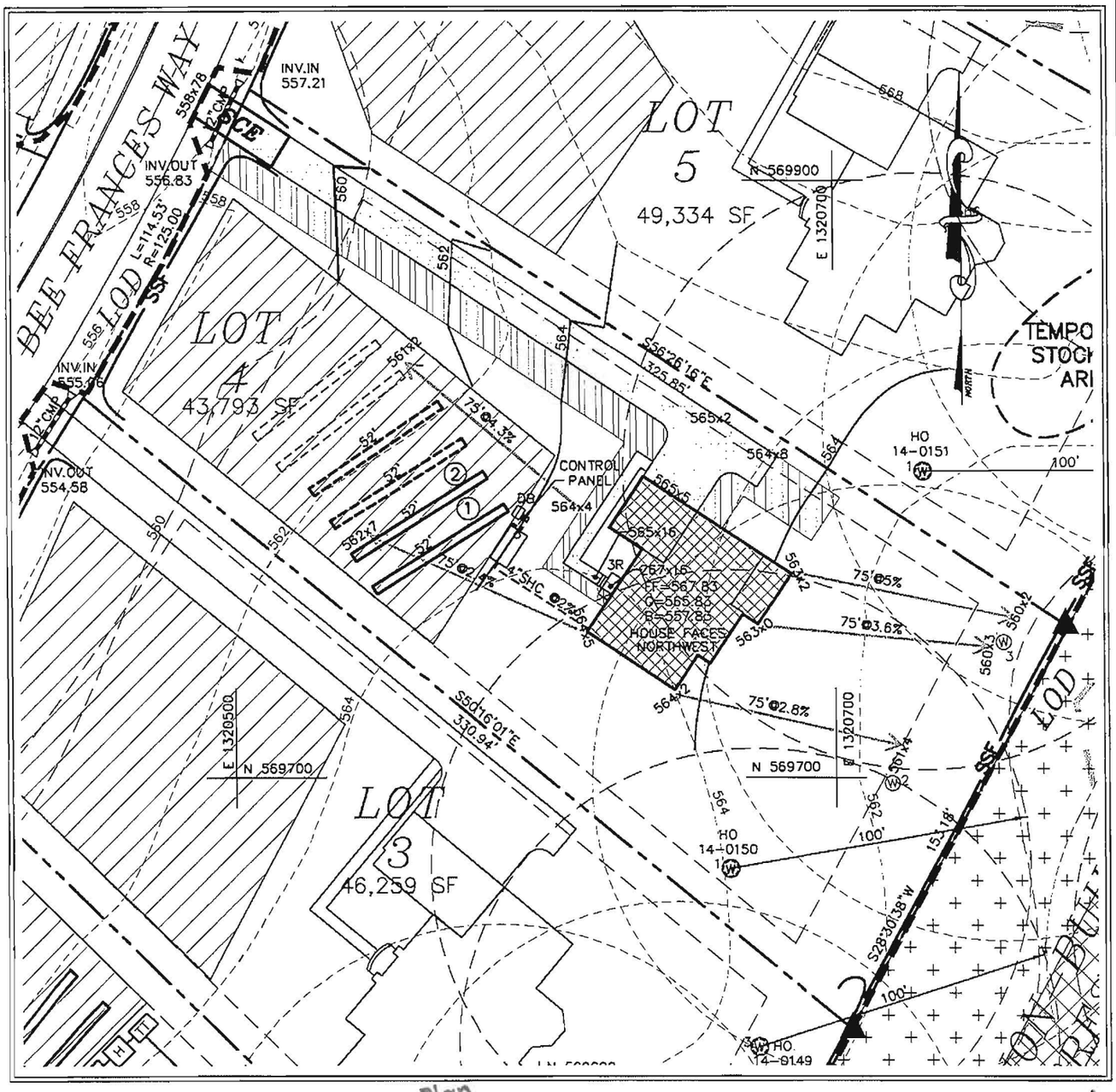

Approved Septic System Plan
Howard County Health Department
B15005246
4-Bedroom SFD, as illustrated
12/29/2015
Date
Signature

5016 Bee Frances Way

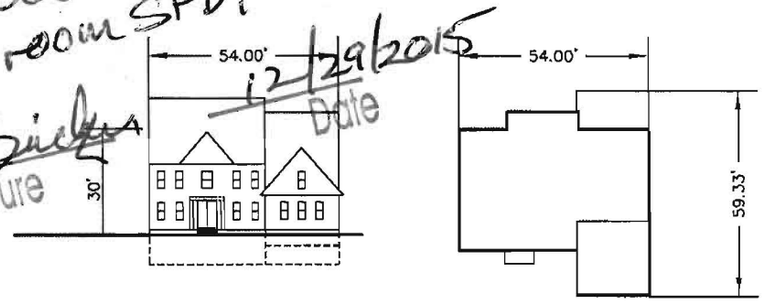

REMINGTON PLACE II
ELEV. A

PLOT PLAN (SITE SPECIFIC)
GREENBERRY
LOT 4

FIFTH ELECTION DISTRICT — HOWARD COUNTY, MARYLAND

SCALE: 1"=50'	DRAWN BY: MMM	DATE: NOV. 2015	PN:15-005

MILDENBERG BOENDER, & ASSOC., INC.
Engineers Planners Surveyors
7350-B Grace Drive, Columbia, Maryland 21044
(410) 997-0296 Balt. (410) 997-0298 Fax.

P:\2004\15-005\DWG\BAT.DWG

SHEET 1 OF 1

REMINGTON PLACE II

4 Bedrooms

OK per B 12/22/15

NVR

NVR, Inc.
Architectural Services
Architects
21 Byte Court, Suite A
Frederick, MD 21702

	BASEMENT / CRAWL										ATTACHED GARAGE / ROOMS								STANDARD DETAILS
	STD. DWGS.	ELEV. "A"	ELEV. "B"	ELEV. "C"	ELEV. "D"	ELEV. "E"	ELEV. "K"	ELEV. "L"			ONE CAR FRONT ENTRY	TWO CAR SIDE ENTRY	THREE CAR SIDE ENTRY	4'-0" FAMILY ROOM EXTENSION	MORNING ROOM	GAS FIREPLACE FAMILY RM. SIDE	REAR COVERED PORCH		
NOTE SHEET	2																		D-1
FRONT ELEVATIONS - PARTIAL BRICK		3	6		11														D-2
FRONT ELEVATIONS - PARTIAL STONE		4	7	9/10	12		15.1/15.2	16											D-4
FRONT ELEVATIONS - BRICK		5	8		13	14													D-5
LEFT SIDE ELEVATIONS		17	17	17	17	17	20	20											D-5a
REAR ELEVATIONS		18	18	18	18	18	21	21											D-6
RIGHT SIDE ELEVATIONS		19	19	19	19	19	22	22											D-7
FOUNDATION - BASEMENT	23	26	26	26	26	26	27	27						28	29				D-8c
FOUNDATION - CRAWL	24/25	26	26	26	26	26	27	27						28	29				D-9c
FOUNDATION HOLD DOWNS	30/31																		D-11
PLUMBING GROUND WORKS - BASEMENT	32																		D-12
PLUMBING GROUND WORKS - CRAWL	33																		D-12b
BASEMENT PLAN	34																		D-12c
FIRST FLOOR PLAN	35	35	36	36	36	36	37	37			37	36	36			38	39		D-13
SECOND FLOOR PLAN	40	40	41	41	41	41	41	41											D-14
SECOND FLOOR PLAN - LUXURY SUITE	42																		D-15a
THIRD FLOOR - BONUS ROOM / BEDROOM #2	43																		D-16
BUILDING SECTION THROUGH FOYER	44																		D-17
BUILDING SECTION THROUGH GARAGE	45																		D-20
BUILDING SECTION THROUGH GARAGE - LUXURY SUITE	46																		D-21
STAIR PLANS AND SECTIONS - STANDARD	47, 51, 52																		D-22
STAIR PLANS AND SECTIONS - UPGRADE	48, 49, 53, 54																		D-22a
STAIR PLANS AND SECTIONS - METAL BALUSTERS	47, 49, 52, 54																		D-22b
STAIR PLANS AND SECTIONS - CRAFTSMAN STYLE	50, 55																		D-27
KITCHEN PLANS - HOOD "A"	56/57																		D-29
KITCHEN PLANS - HOOD "B"	58/59																		D-30
KITCHEN PLANS - HOOD "C"	60																		D-31
MISC. CABINET DETAILS	61																		D-34
MISC. CABINET DETAILS - WETBAR	62/63																		D-36
BATH ELEVATIONS	64																		D-37
INTERIOR DETAILS	65																		D-38b
EXTERIOR DETAILS		66	67	68	69	70	71.1/71.2	72											D-40
BASEMENT ELECTRICAL	73																		D-42
FIRST FLOOR ELECTRICAL		74	75	75	75	75	76	76			76	75	75	74	74	77			D-44
SECOND FLOOR ELECTRICAL	78	78	79	79	79	79	79	79											D-45
SECOND FLOOR ELECTRICAL - LUXURY SUITE	80																		
FIRST FLOOR JOIST LAYOUT - BASEMENT	81	81	83	83	84	84	83	84											F-1
FIRST FLOOR JOIST LAYOUT - CRAWL	82	82	83	83	84	84	83	84											
SECOND FLOOR JOIST LAYOUT	85	85	86	86	86	86	86	86											SP-1
SECOND FLOOR JOIST LAYOUT - LUXURY SUITE	87																		SP-2
ROOF FRAMING		88/89	92/93	94/95	98/99	102/103	94/95	104/105											SEP-1
ROOF FRAMING - BONUS ROOM / BEDROOM #2		89/91		95/97	99/101		95/97												SEP-2
TRUSS BRACING	106/107																		SEP-3
BRACED WALL PANEL DETAIL - 90 MPH	108/109																		SEP-4
BRACED WALL PANEL DETAIL - 100 MPH	110/111																		
BASEMENT HVAC LAYOUT	112, 113, 114																		WB-1
CRAWL HVAC LAYOUT	115																		
FIRST FLOOR - BASEMENT HVAC LAYOUT	116, 117																		
FIRST FLOOR - CRAWL HVAC LAYOUT	118																		
SECOND FLOOR HVAC LAYOUT - NO BONUS ROOM	119, 120																		
SECOND FLOOR HVAC LAYOUT - WITH BONUS ROOM	121, 122																		
ATTIC HVAC LAYOUT	123, 124																		

BASE SQUARE FOOTAGE

FIRST FLOOR	GROSS SQ. FT:	1823
SECOND FLOOR	GROSS SQ. FT:	1400
HOUSE TOTAL	GROSS SQ. FT:	3223

ELEVATIONS SQ. FT.

ELEVATION "B"	GROSS SQ. FT:	+41
ELEVATION "C"	GROSS SQ. FT:	+80
ELEVATION "D"	GROSS SQ. FT:	+108
ELEVATION "E"	GROSS SQ. FT:	+104
ELEVATION "K"	GROSS SQ. FT:	+82
ELEVATION "L"	GROSS SQ. FT:	+42

ADDITIONAL SQ. FT.

MORNING ROOM	GROSS SQ. FT:	+221
4'-0" FAMILY ROOM EXT.	GROSS SQ. FT:	+81
SIDE FAMILY RM FIREPLACE	GROSS SQ. FT:	-9
SITTING AREA W/ COVERED PORCH	GROSS SQ. FT:	+131
BONUS ROOM / BONUS BEDROOM	GROSS SQ. FT:	+310
W/ 4' EXTENSION	GROSS SQ. FT:	+391
W/ SIDE ATTACHED FRONT ENTRY GARAGE	GROSS SQ. FT:	-12
LUXURY OWNER'S BATH		
W/ 2 CAR GARAGE	GROSS SQ. FT:	+276
W/ 2' GARAGE EXT.	GROSS SQ. FT:	+21
W/ 3 CAR GARAGE	GROSS SQ. FT:	+382
BONUS ROOM #2 / BEDRM #2	GROSS SQ. FT:	+448
OPT. BATH #2 ALT. DESIGN	GROSS SQ. FT:	+43

MAXIMUM FINISHED SQ. FT.

HOUSE TOTAL	GROSS SQ. FT:	5073

**MAXIMUM SQ. FT. DOES NOT INCLUDE BASEMENT

FINISHED BASEMENT SQ. FT.

RECREATION ROOM	GROSS SQ. FT:	+848
W/ MORNING ROOM	GROSS SQ. FT:	+1110
HOME OFFICE	GROSS SQ. FT:	+175
W/ CLOSET	GROSS SQ. FT:	+220
BASEMENT BATH	GROSS SQ. FT:	+44
MEDIA ROOM	GROSS SQ. FT:	+262
EXERCISE ROOM	GROSS SQ. FT:	+253

FOOTPRINT

BASE HOUSE:
WIDTH: 54'-0"
DEPTH: 53'-0"

MAXIMUM:
WIDTH: 66'-8"
DEPTH: 69'-4"

SET - VERSION
10800 02 CS-1

J:\Dwg\nvi\DETACHED\REMINGTON PLACE II_10800_02\CS1.dwg 08/17/15 - 2:48 pm

0 bedrooms

WITH OPTION "SCI" - DRYWALL UNFINISHED BASEMENT CEILING AREA

NOTES:

- 1/2" GYPSUM WALL BOARD REQUIRED ON CEILING IN UNFINISHED AREAS WHEN NO SPRINKLER SYSTEM IS INSTALLED
- A MAXIMUM AREA OF 80 SQ.FT MAY BE OMITTED AS NEEDED FOR INSTALLATION OF PLUMBING, ELECTRICAL, AND/OR HVAC (TYPICALLY AN 8'-0"x8'-0" CEILING SPACE ABOVE MECHANICAL AREA).
- PROVIDE FIRE BLOCKING AS REQUIRED AT PERIMETER OF ANY AREAS WHERE DRYWALL HAS BEEN OMITTED.

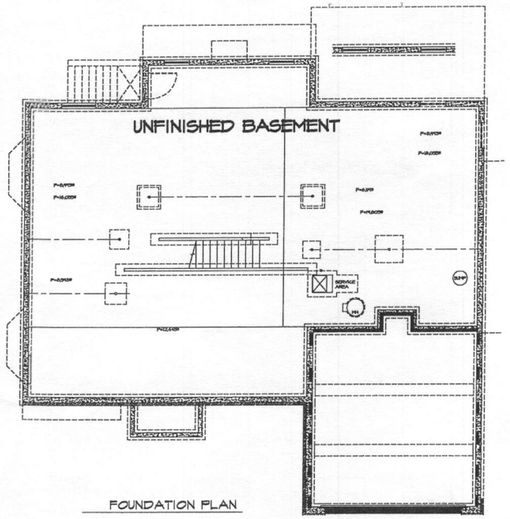

FOUNDATION PLAN

2 / A-5 UNFINISHED BASEMENT PLAN

SCALE: 1/8" = 1'-0"

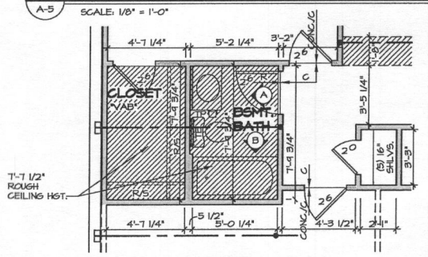

3 / A-5 OPTIONAL BASEMENT BATH

SCALE: 1/4" = 1'-0"

OPT. BATH "AEA"
OPT. HOME OFFICE "HAP"
OPT. CLOSET BASEMENT "VAB"

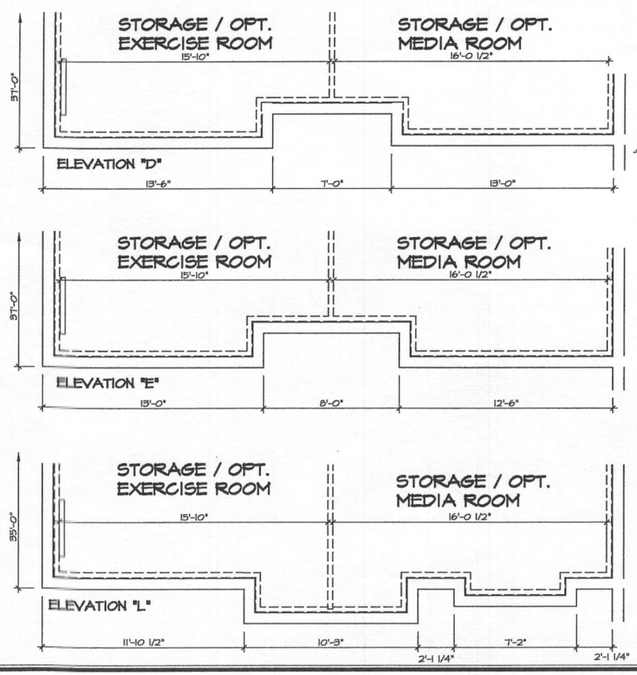

6 / A-5 BASEMENT PLAN PARTIAL

SCALE: 1/4" = 1'-0"

OPT. 4'-0" EXTENSION TO FAMILY ROOM "EEN"
OPT. PATIO DOOR W/ WALKOUT "DPC"
OR OPT. PATIO DOOR AREA WELLED EXIT "DGC"

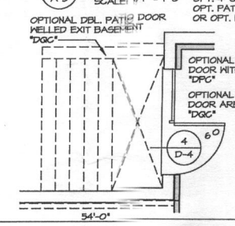

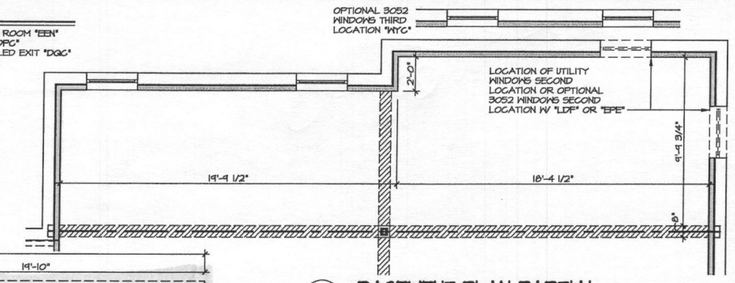

7 / A-5 BASEMENT PLAN PARTIAL

SCALE: 1/4" = 1'-0"

OPTIONAL 4'-0" EXTENSION AT FAMILY ROOM "EEN"
OPTIONAL MORNING ROOM "HAA"

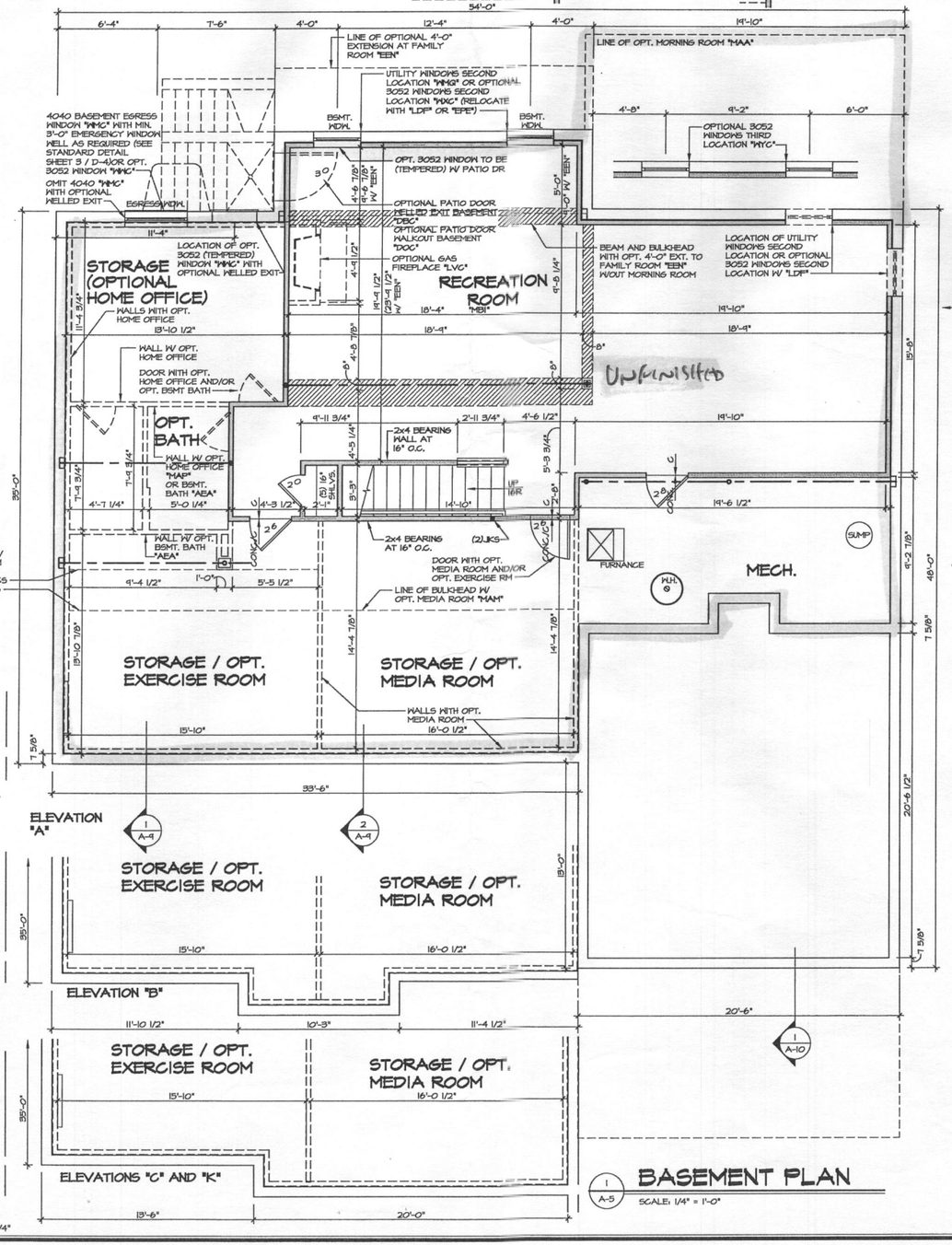

1 / A-5 BASEMENT PLAN

SCALE: 1/4" = 1'-0"

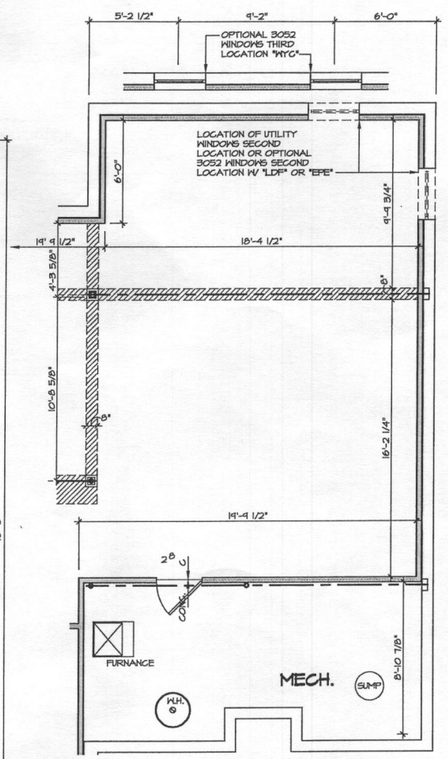

4 / A-5 BASEMENT PLAN PARTIAL

SCALE: 1/4" = 1'-0"

OPT. MORNING ROOM "HAA"

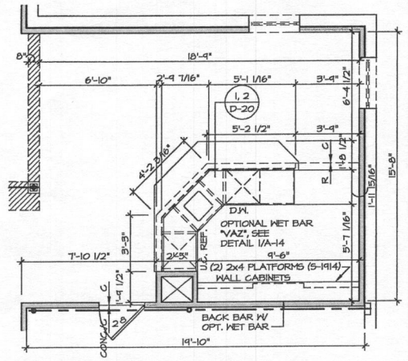

5 / A-5 BASEMENT PLAN PARTIAL

SCALE: 1/4" = 1'-0"

OPT. WET BAR "VAZ"

REV. NO.	DATE	REMARKS
10	10/16/14	SBS - CREATED VERSION C2 (2x4 WALLS)
11	12/2/14	SMM - ADDED DIMENSION FOR OPT. WINDOW (PAR 24487)
12	1/29/15	EBB - RELOCATED REAR UTILITY WINDOWS (PAR 30286)
13	3/5/15	SMM - ADDED PARTIAL OF 4' EXT. AND MORN. RM. (PAR 31931)
14	8/4/15	RMB - ADDIT REVISIONS
6	8/19/14	AJH - ADDIT VAR-711 8915
7	9/22/14	SBS - REVISED WET BAR LAYOUT
8	10/1/14	CSB - ADDED BEAM AND BULKHEAD WITH 4'-0" TO FAMILY ROOM
9	10/15/14	CEL - ADDED BULKHEADS IN MEDIA AND EXERCISE ROOM

NVR, Inc., owner, expressly reserves its common law copyright and other property rights in these plans. These plans are not to be changed or copied in any form or manner whatsoever, nor are they to be assigned to any third party, without first obtaining the expressed written consent of NVR, Inc.

NVR
NVR, Inc.
Architectural Services
Division
21 Bryle Court, Suite A
Frederick, MD 21702

SET NO. 10800
VERSION C2
DRAWN BY DSK
DATE: 06/28/13
OPTION FBA

MODEL REMINGTON PLACE II
DRAWING TITLE BASEMENT FLOOR PLAN
OPTION DESCRIPTION FULL BASEMENT

SHEET NO. A-5

34

J:\Dwg\DETACHED\REMINGTON PLACE II\10800_02\BSMTFB.dwg 08/21/15 - 3:50 pm

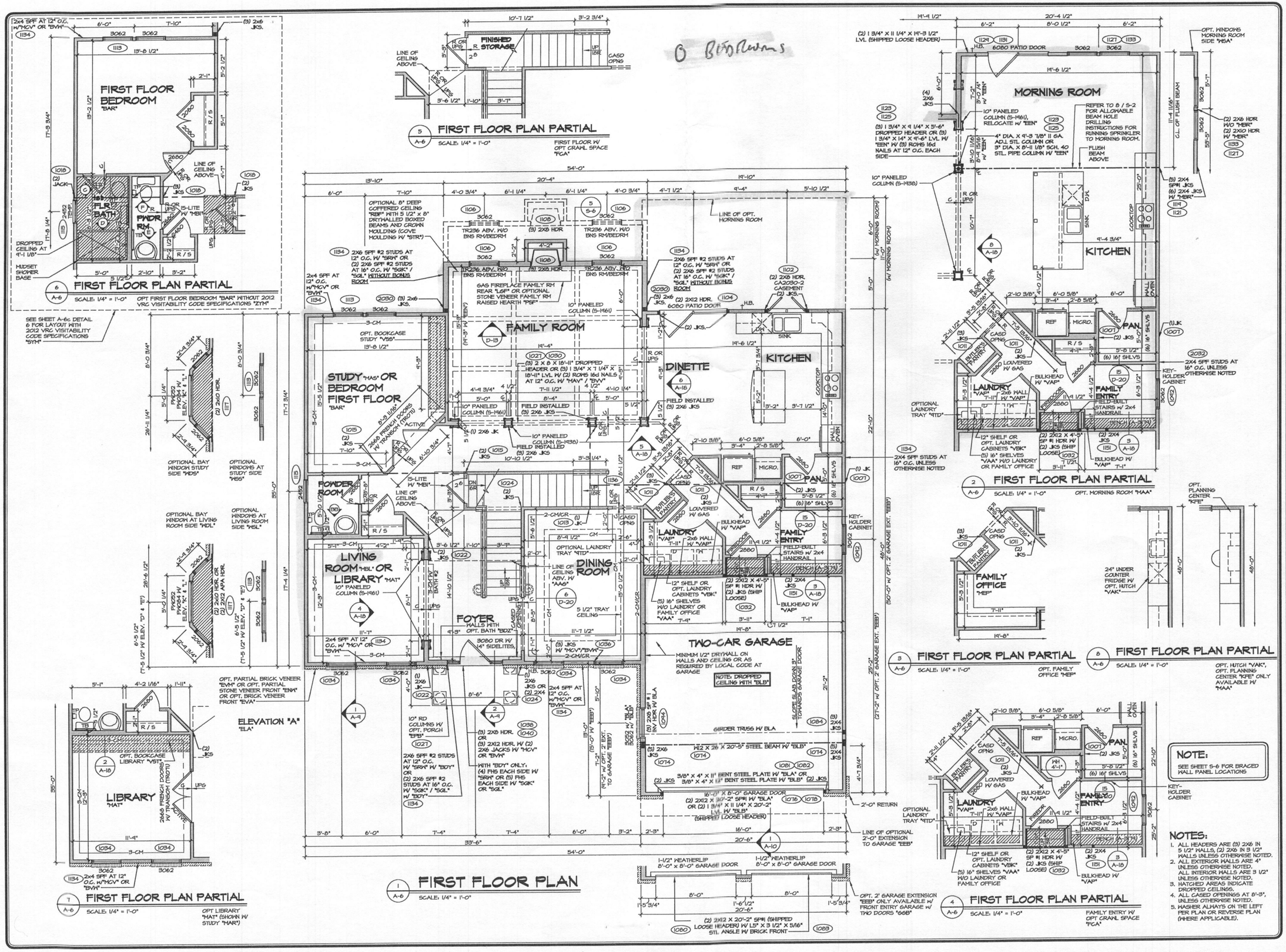

REV. NO.	DATE	REMARKS
11	7/14/15	SKH - ADDED NOTE FOR 2X6 WALL W/ OPT. LAUNDRY PAR 35935
20	8/4/15	BVS - ADDED VAS/VBS/VBK
21	10/6/15	BVS - 2012 VRC/VBS UPDATE
22	10/12/15	LER - ADDED COVE MOULDING TO COFFERED CEILING NOTE (PAR #35440)
14	2/4/15	BBB - ADDED OPTIONAL LAUNDRY TRAY OPTION - PAR 30708
15	3/16/15	MBT - REVISED FRAMING FOR BLB
16	5/5/15	SBG - PAR #35295 - REVISED STAIR D TO FULL TREAD AT HALL
17	6/16/15	GAE - PLANT BUILT ARRIVAL CENTER PROJECT
19	6/23/15	LEA - REVISED WINDOW SPACING AT FAMILY ROOM (PAR #35934)

NVR, Inc., owner, expressly reserves its common law copyright and other property rights in these plans. These plans are not to be reproduced, changed, or copied in any form or manner whatsoever, nor are they to be assigned to any third party, without first obtaining the expressed written consent of NVR, Inc.

NVR

NVR, Inc.
Architectural Services
Architects
21 Ryle Court, Suite A
Frederick, MD 21702

SET NO. 10800
VERSION 02
DRAWN BY DSK
DATE: 6/26/13
OPTION
OPTION DESCRIPTION

MODEL REMINGTON PLACE II
DRAWING TITLE FIRST FLOOR PLAN

SHEET NO. A-6

J:\Dwg\NV\DETACHED\REMINGTON PLACE II\10800.02\PLN1.dwg 11/23/15 - 3:52 pm

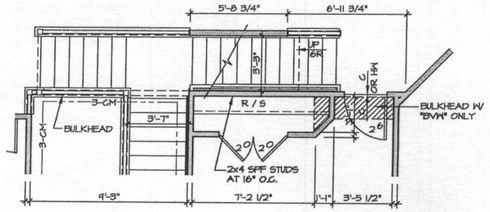

5 A-7 **SECOND FLOOR PLAN PARTIAL**

SCALE: 1/4" = 1'-0"

OPT. BONUS ROOM #2 OR BONUS BEDROOM #2 "MCV", "BVM"

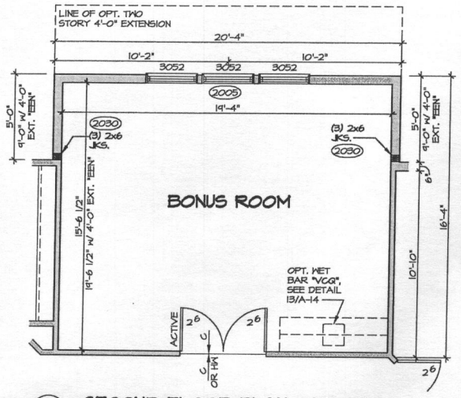

4 A-7 **SECOND FLOOR PLAN PARTIAL**

SCALE: 1/4" = 1'-0"

OPT. BONUS ROOM "MAV"

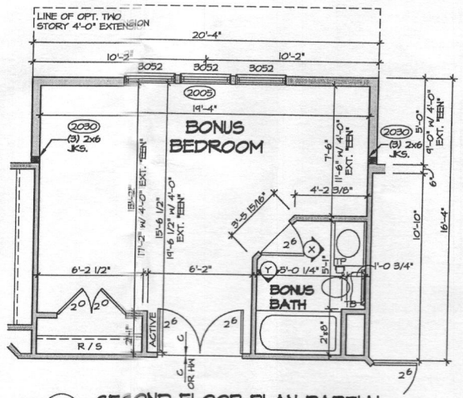

3 A-7 **SECOND FLOOR PLAN PARTIAL**

SCALE: 1/4" = 1'-0"

OPT. BONUS BEDROOM "BVV"

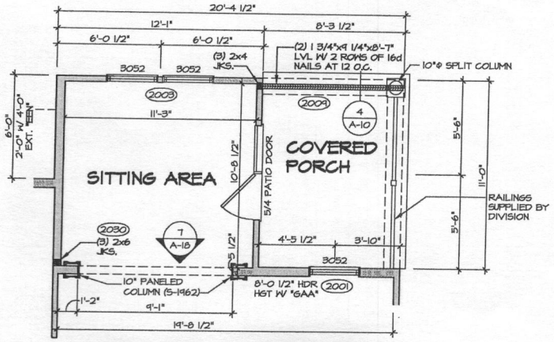

2 A-7 **SECOND FLOOR PLAN PARTIAL**

SCALE: 1/4" = 1'-0"

OPT. SITTING AREA W/ COVERED PORCH "HER"

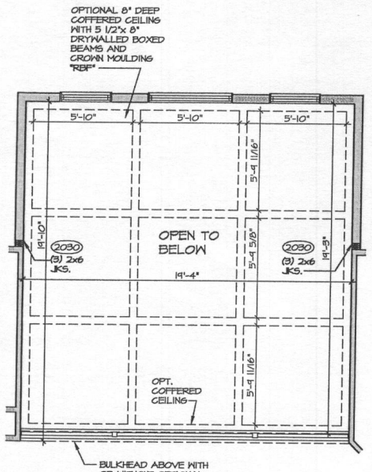

7 A-7 **SECOND FLOOR PLAN PARTIAL**

SCALE: 1/4" = 1'-0"

OPTIONAL COFFERED CEILING "RBF" W/ 4' EXTENSION "EEN"

4 Bedrooms

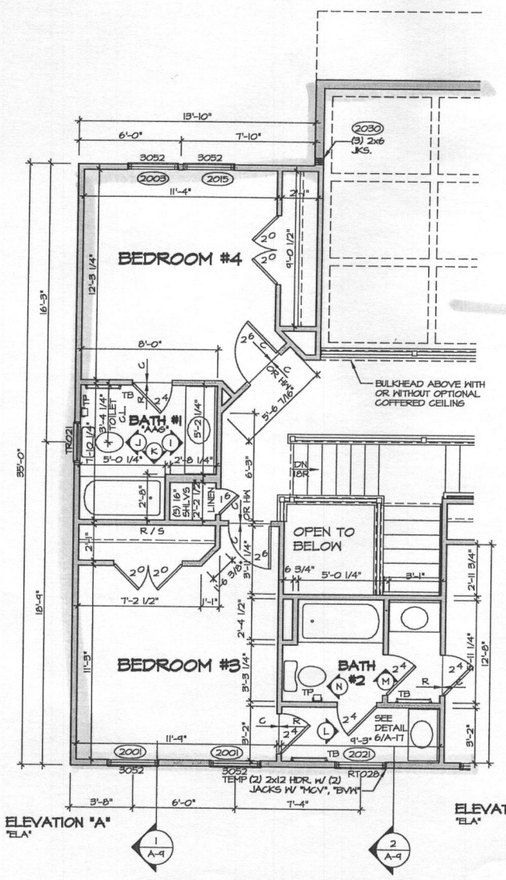

ELEVATION "A" "ELA"

6 A-7 **SECOND FLOOR PLAN PARTIAL**

SCALE: 1/4" = 1'-0"

SHOWN WITH OPTIONAL BATH #1 ALTERNATE DESIGN "AAS" AND OPTIONAL BATH #2 ALTERNATE DESIGN "BDZ"

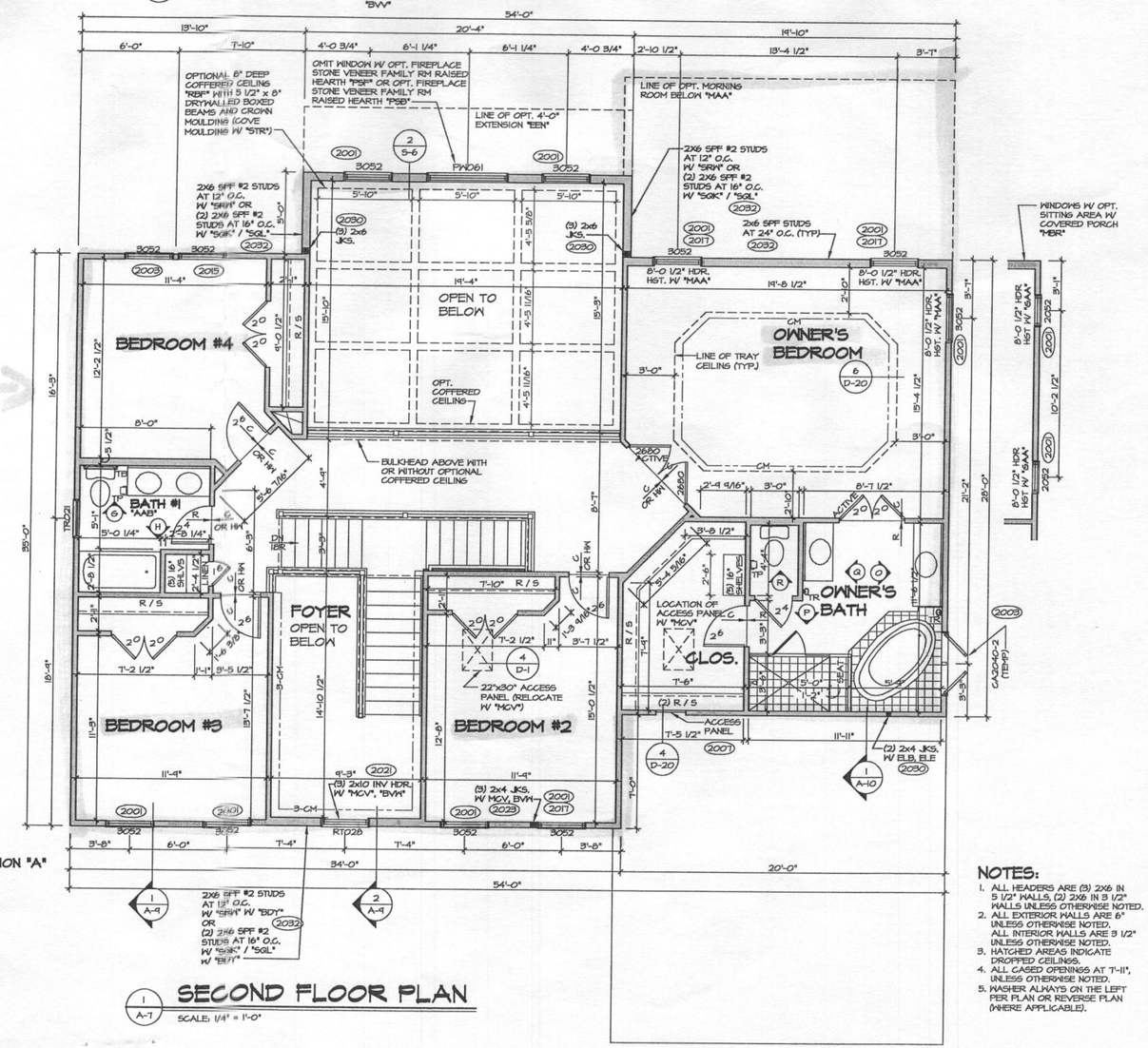

ELEVATION "A" "ELA"

1 A-7 **SECOND FLOOR PLAN**

SCALE: 1/4" = 1'-0"

NOTES:

1. ALL HEADERS ARE (3) 2X6 IN 5 1/2" WALLS, (2) 2X6 IN 3 1/2" WALLS UNLESS OTHERWISE NOTED.
2. ALL EXTERIOR WALLS ARE 6" UNLESS OTHERWISE NOTED. ALL INTERIOR WALLS ARE 3 1/2" UNLESS OTHERWISE NOTED.
3. HATCHED AREAS INDICATE DROPPED CEILINGS.
4. ALL CASED OPENINGS AT 7'-11", UNLESS OTHERWISE NOTED.
5. HASHER ALWAYS ON THE LEFT PER PLAN OR REVERSE PLAN (WHERE APPLICABLE).

REV. NO.	DATE	REMARKS
11	7/14/05	SPM - ADDED NOTE ABOUT BULKHEAD BETWEEN HALL AND FAMILY RM PAR 34006
20	5/14/15	BEB - ADDED NOTE THAT PHOBI IS OMITTED W/ STONE FIREPLACE (PAR 34167)
21	10/13/15	JLR - ADDED COVE MOULDING TO COFFERED CEILING NOTE (PAR 185460)
22	10/13/15	SPM - ADDED NOTES IN BATH 2 W/ OPT "BD2" PAR 200214
14	9/3/05	CEG - ADDED BULKHEAD NOTE W/ "BVM"
15	3/14/05	CEG - ADDED NOTES IN BATH 2 W/ OPT "BD2" PAR ID 91241
16	8/30/05	JLR - REVISED NOTE FOR SECOND ATTIC ACCESS TO BE W/ "MCV" (PAR ID 91241)
17	6/16/05	JLR - REPLACED 30x36 BATH DOOR HALL FOR TRIM (PAR 89396)
18	6/28/05	JEA - RELOCATED FAMILY ROOM WINDOWS (PAR 89664)
19	6/28/05	JEA - RELOCATED FAMILY ROOM WINDOWS (PAR 89664)

NVR, Inc., owner, expressly reserves its common law copyright and other property rights in these plans. These plans are not to be reproduced, changed, or copied in any form or manner whatsoever, nor are they to be assigned to any third party, without first obtaining the expressed written consent of NVR, Inc.

NVR
NVR, Inc.
Architectural Services
Architects
21 Bryan Court, Suite A
Frederick, MD 21702

SET NO. 10800
VERSION 02
DRAWN BY DSK
DATE: 06/27/13
OPTION
BDY
BLA

MODEL REMINGTON PLACE II
DRAWING TITLE SECOND FLOOR PLAN

SHEET NO. A-7

OPTION DESCRIPTION
FOUR BEDROOM W/ OPEN FOYER
STANDARD OWNER'S SUITE

40

J:\Dwg\rtx\DETACHED\REMINGTON PLACE II_10800_02\PLN2.dwg 10/13/15 - 3:17 pm

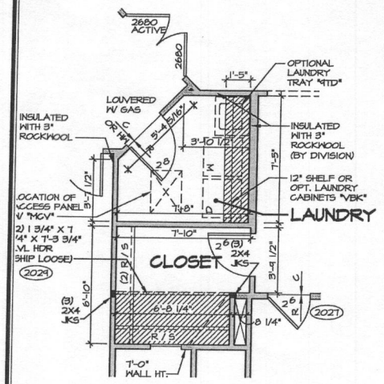

3 A-7b PARTIAL SECOND FLOOR PLAN
SCALE: 1/4" = 1'-0" UPPER FLOOR LAUNDRY LOCATION "VAN"

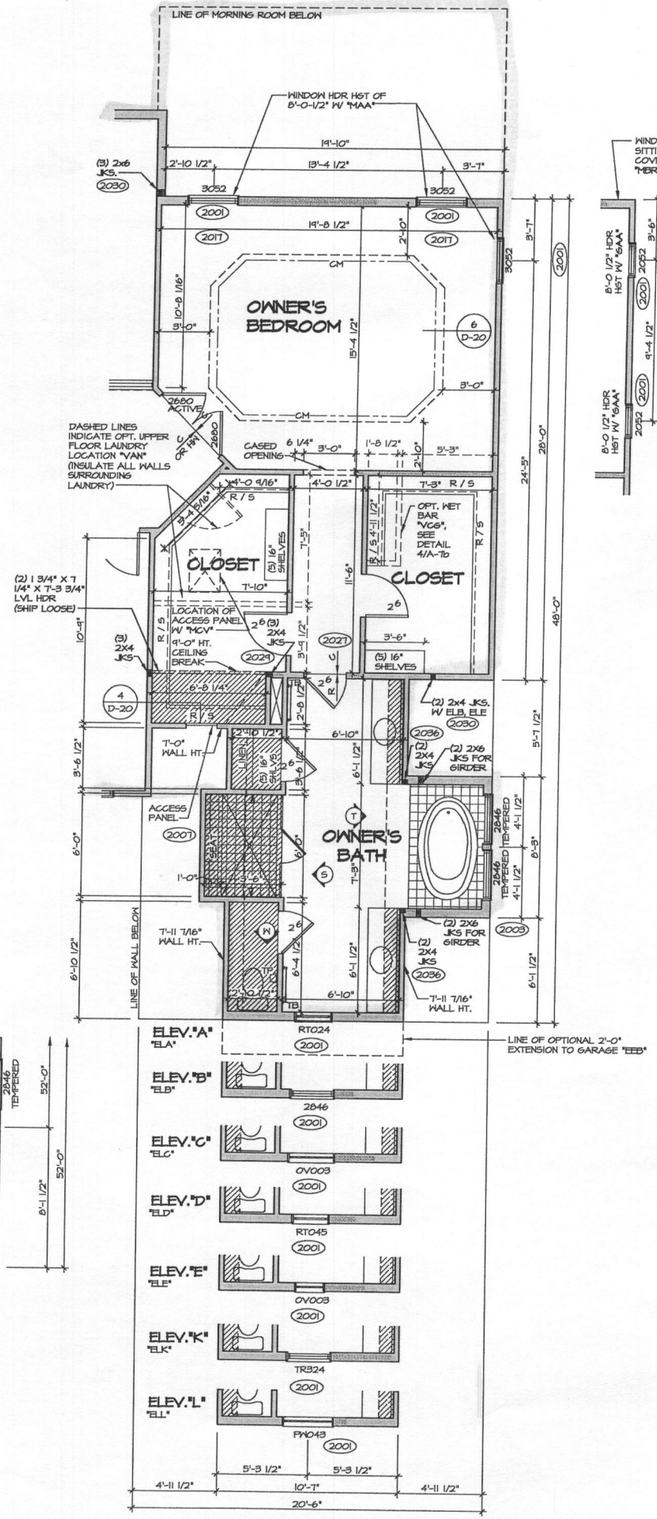

2 A-7b SECOND FLOOR PLAN
SCALE: 1/4" = 1'-0" LUXURY OWNER'S SUITE "BLB" W/ TWO CAR GARAGE

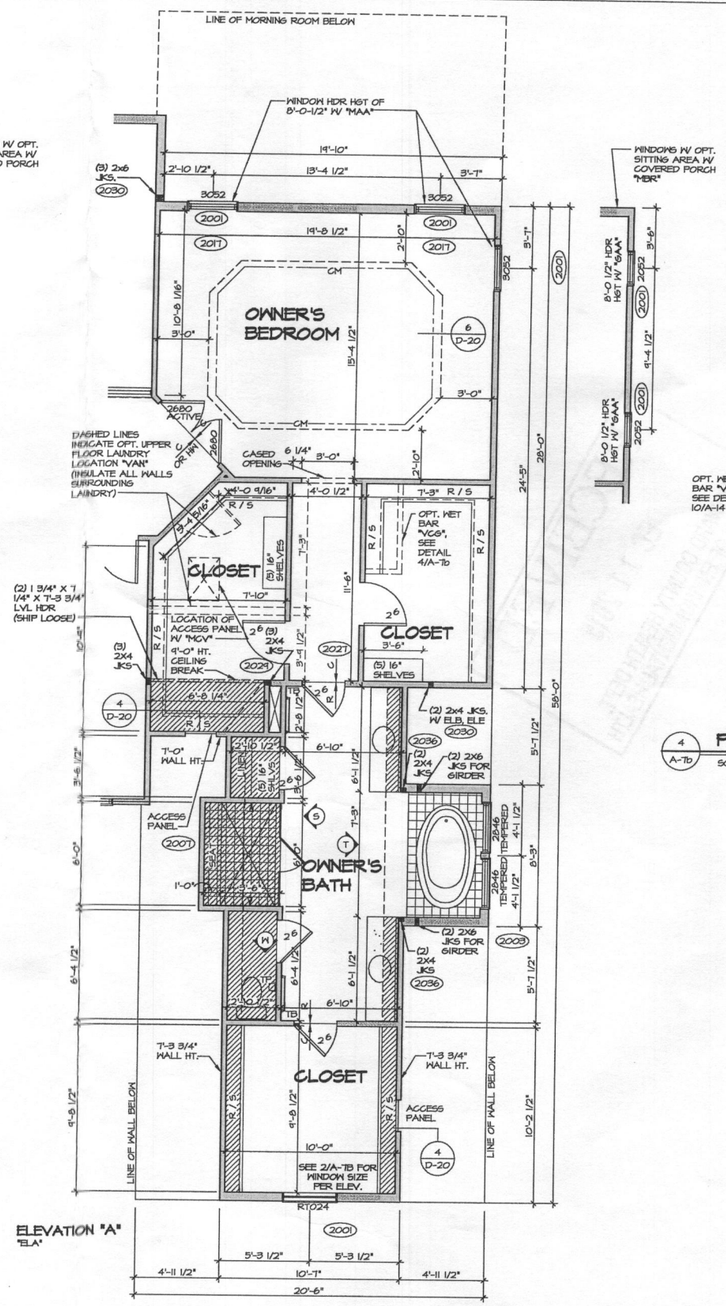

1 A-7b SECOND FLOOR PLAN
SCALE: 1/4" = 1'-0" LUXURY OWNER'S SUITE "BLB" W/ THREE CAR GARAGE

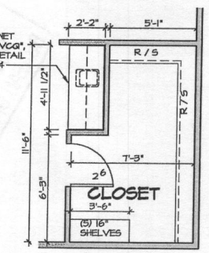

4 A-7b PARTIAL SECOND FLOOR PLAN
SCALE: 1/4" = 1'-0" OPT. WET BAR "VC6"

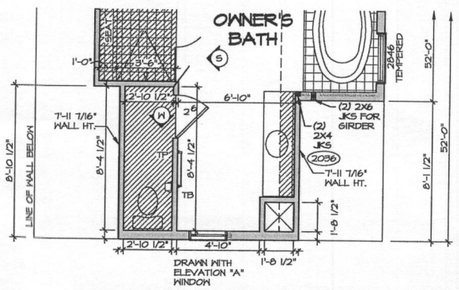

5 A-7b PARTIAL SECOND FLOOR PLAN
SCALE: 1/4" = 1'-0" 2'-0" EXTENSION TO GARAGE "EEB"

NOTES:

1. ALL HEADERS ARE (3) 2X6 IN 5 1/2" WALLS, (2) 2X6 IN 3 1/2" WALLS UNLESS OTHERWISE NOTED.
2. ALL EXTERIOR WALLS ARE 6" UNLESS OTHERWISE NOTED. ALL INTERIOR WALLS ARE 3 1/2" UNLESS OTHERWISE NOTED.
3. HATCHED AREAS INDICATE DROPPED CEILINGS.
4. ALL CASED OPENINGS AT 7'-11", UNLESS OTHERWISE NOTED.
5. WASHER ALWAYS ON THE LEFT PER PLAN OR REVERSE PLAN (WHERE APPLICABLE).

REV. NO.	DATE	REMARKS
10	11/20/14	EJS - ADDED "BY DIVISION" NOTE TO LAUNDRY INSULATION (PAR#28463)
11	1/28/15	SMM - REVISED HDR. HEIGHT OF WINDOWS W/ "MBR" PAR. 30523
12	2/4/15	EBS - ADDED OPTIONAL LAUNDRY TRAY OPTION - PAR 30726
13	3/4/15	GLS - ADDED THE LOCATION OF ATTIC ACCESS W/ OPT. "MCV" (PAR. ID 31241)
14	3/26/15	GLS - REMOVED BY DIVISION FROM THE ROCK WOOL NOTE (PAR. ID 31524)
15	4/1/15	MBT - REPLACED OPTION BLB
16	6/16/15	SMS - AUDIT REVISIONS
17	9/9/15	SSS - PAR 535289 - REMOVED FIELD APPLIED OSB / ADDED TO PANEL
4	10/8/15	SSS - CREATED VERSION 02 (2X4 WALLS)

NVR, Inc. owns, expressly reserves its common law copyright and other property rights in these plans. These plans are not to be reproduced, changed, or copied in any form or manner whatsoever, nor are they to be assigned to any third party, without first obtaining the expressed written consent of NVR, Inc.

NVR, Inc.
Architectural Services
Architects
21 Bank Street, Suite A
Frederick, MD 21702

SET NO. 10800
VERSION 02
DRAWN BY DSK
DATE: 07/01/13
OPTION BLB

MODEL REMINGTON PLACE II
DRAWING TITLE SECOND FLOOR PLAN
OPTION DESCRIPTION LUXURY OWNER'S SUITE

SHEET NO. A-7b
42

J:\Dwg\nv\DETACHED\REMINGTON PLACE II_10800_02\PLN2_LS.dwg 10/07/15 - 9:51 am