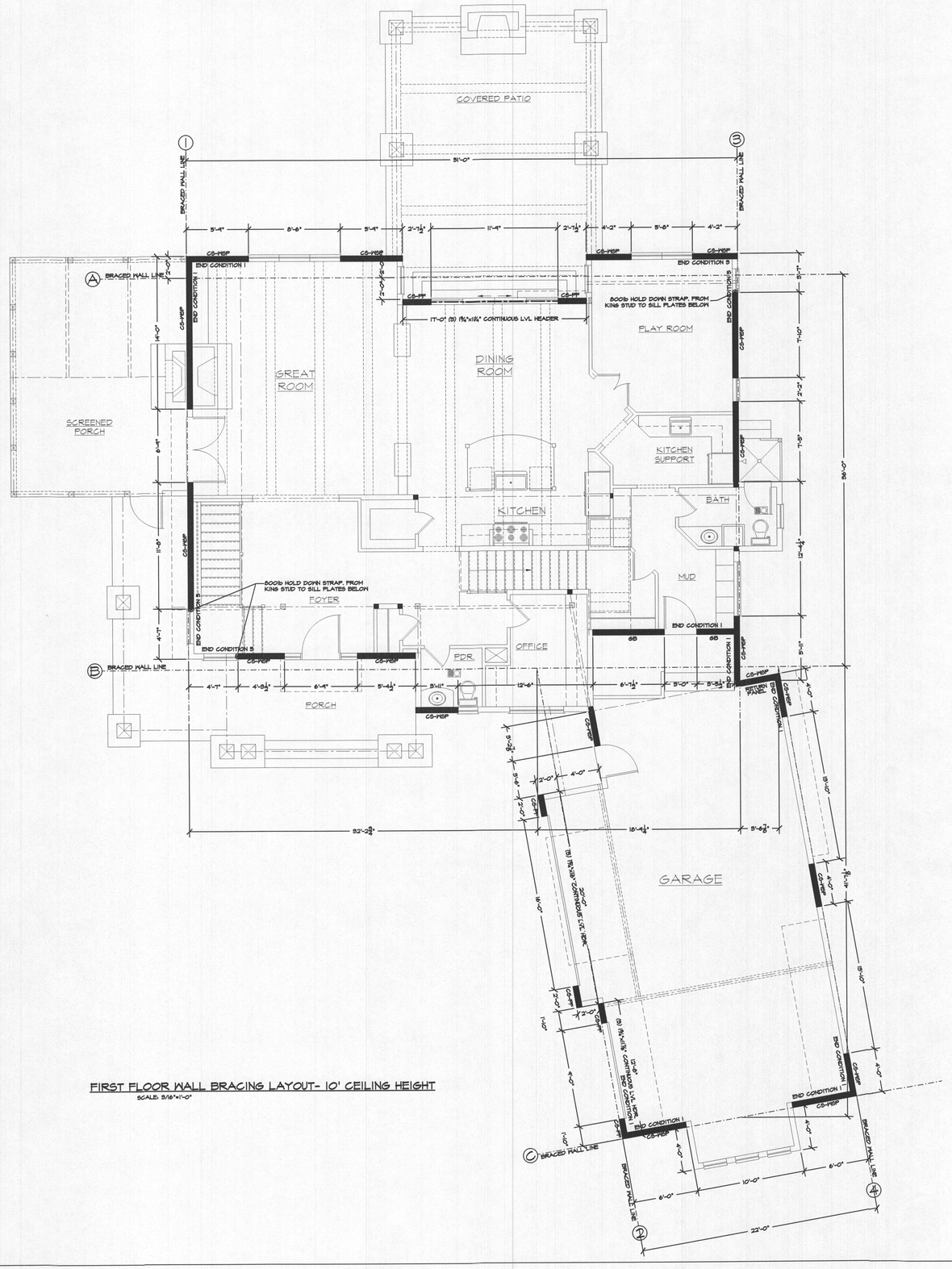

FIRST FLOOR WALL BRACING LAYOUT- 10' CEILING HEIGHT

SCALE: 3/16"=1'-0"

THE McGINNIS RESIDENCE

REVISED: 4/30/2014

SCALE: 3/16"=1'-0"

DATE: 3/2014

SHEET NO.: 10 OF 12

GBL CUSTOM HOME DESIGN INC.
PO BOX 237 FINKSBURG, MD 21048
PHONE 410-833-8320

FILE: FWBCWCGINNIS.RBL

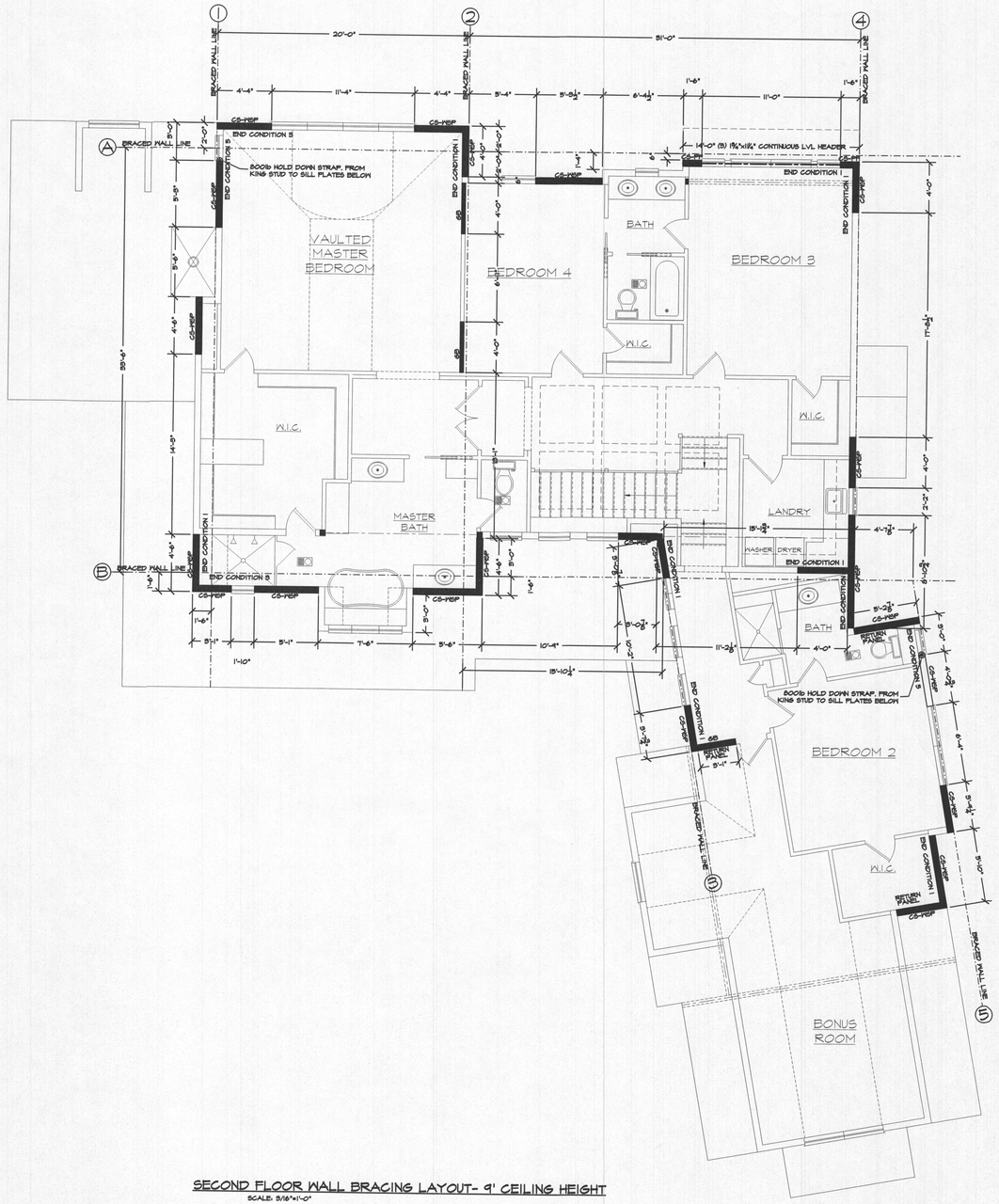

SECOND FLOOR WALL BRACING LAYOUT- 9' CEILING HEIGHT

SCALE: 3/16"=1'-0"

THE McGINNIS RESIDENCE

REVISED: 4/30/2014

SCALE: 3/16"=1'-0"

DATE: 3/2014

SHEET NO.: 11 OF 12

GBL CUSTOM HOME DESIGN INC.
PO BOX 237 FINKSBURG, MD 21048
PHONE 410-833-8320

FILE: PATRICK\GARRIS FIELD.

AT CORNERS, CONNECT THE TWO WALLS TOGETHER AS OUTLINED IN THIS DETAIL TO PROVIDE OVERTURNING RESTRAINT.

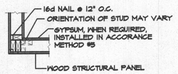

OUTSIDE CORNER DETAIL

SCALE: NOT TO SCALE

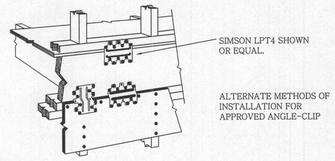

BRACED PANEL CONSTRUCTION RAISED WOOD FLOOR OR 2ND FLOOR INSTALLATION

SCALE: NOT TO SCALE

LEGEND:

CS-WSP	CONTINUOUS SHEATHING- WOOD STRUCTURAL PANEL (-LENGTH)
CS-PF	CONTINUOUS SHEATHED PORTAL FRAME
CS-G	CONTINUOUS SHEATHING- GARAGE DOOR OPENING
GB	GYPSUM 2 SIDED
@	TIE DOWN DEVICE (-LBS)

WALL BRACING DESIGN INFO:

LOCATION: HOWARD COUNTY, MARYLAND
WALL BRACING METHOD: CS-WSP, CS-PF, GB
WIND SPEED: 90 MPH
EXPOSURE: B
SEISMIC CATEGORY: B
ROOF EAVE TO RIDGE: 10'/15'

*THESE DRAWINGS ARE LIMITED TO IRC WALL BRACING REQUIREMENTS ONLY.

R602.10.4 CONTINUOUS SHEATHING. BRACED WALL LINES WITH CONTINUOUS SHEATHING SHALL BE CONSTRUCTED IN ACCORDANCE WITH THIS SECTION. ALL BRACED WALL LINES ALONG EXTERIOR WALLS ON THE SAME STORY SHALL BE CONTINUOUSLY SHEATHED.

LOCATION	BRACED WALL LINE (BWL)	LINE SPACING	LENGTH REQUIRED	EXPOSURE ADJUSTMENT	ROOF HEIGHT ADJUSTMENT	WALL HEIGHT ADJUSTMENT	NO. OF BWL's ADJUSTMENT	LENGTH REQUIRED (NET)	LENGTH PROVIDED (NET)
FIRST FLOOR (10' C.H.) (FRONT TO BACK)	1	41.5'	12'	1	1.5	1	1.45	22.6'	25.6'
	2	25.5'	4'	1	1.15	1	1.45	15'	11.25' (CS-PF)
	3	11.5'	3.5'	1	1.5	1	1.45	6.5'	21.5'
	4	22'	6.5'	1	1.15	1	1.45	10.5'	12'
FIRST FLOOR (10' C.H.) (SIDE TO SIDE)	A	56'	6'	1	1.50	1	1.5	10.1'	24.45'
	B	55.5'	6'	1	1.50	1	1.5	10.1'	23.1'
	C	41.6'	7.5'	1	1.15	1	1.5	11.2'	12'
SECOND FLOOR (9' C.H.) (FRONT TO BACK)	1	20.0'	3.5'	1	1.6	.75	1.6	6.5'	10.7'
	2	23.5'	5.5'	1	1.6	.75	1.6	8.4'	16'
	3	13.5'	2.75'	1	.7	.75	1.6	6.5'	8'
	4	17.0'	5'	1	1.6	.75	1.6	10.7'	16'
	5	10.0'	2'	1	.7	.75	1.6	10.7'	16'
SECOND FLOOR (9' C.H.) (SIDE TO SIDE)	A	33.5'	5.5'	1	1.6	.75	1	8.4'	16.4'
	B	33.5'	5.5'	1	1.6	.75	1	8.4'	20.5'

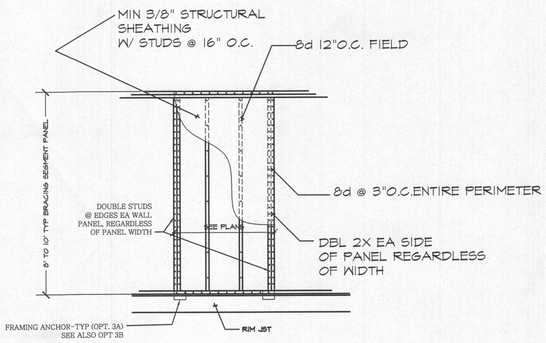

1 BRACED PANEL CONSTRUCTION(APA METHOD) RAISED WOOD FLOOR OR 2ND FLOOR

SCALE: NOT TO SCALE

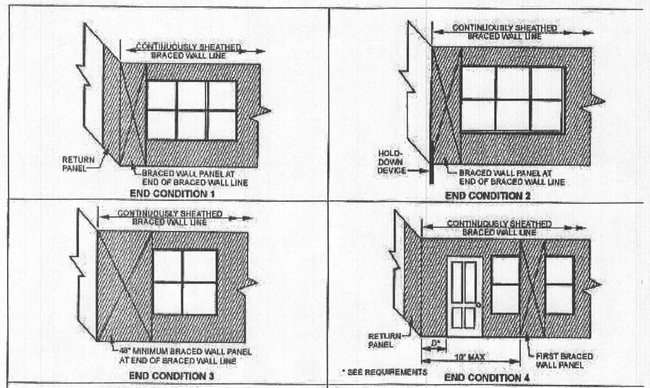

REQUIREMENTS

Return panel:	24" for braced wall lines sheathed with wood structural panels 32" for braced wall lines sheathed with structural fiberboard
Distance D:	24" for braced wall lines sheathed with wood structural panels 32" for braced wall lines sheathed with structural fiberboard
Hold-down device:	800 lbs capacity fastened to the edge of the braced wall panel closest to the corner and to the foundation or floor framing below

CORNER CONDITIONS

NOT TO SCALE

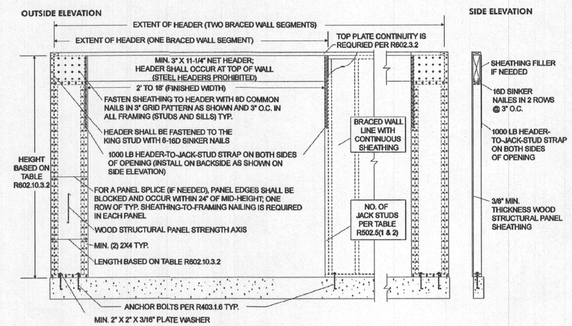

CS-PF OVER CONCRETE OR MASONRY FOUNDATION

NOT TO SCALE

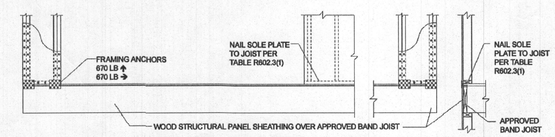

OVER RAISED WOOD FLOOR OR SECOND FLOOR – FRAMING ANCHOR OPTION

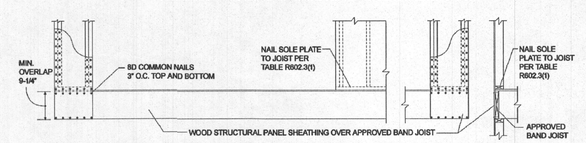

OVER RAISED WOOD FLOOR OR SECOND FLOOR – WOOD STRUCTURAL PANEL OVERLAP OPTION

CS-PF OVER WOOD FLOOR

NOT TO SCALE

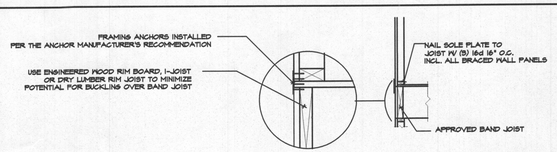

SIDE ELEVATION

3A NARROW WALL OVER RAISED WOOD FLOOR FRAMING ANCHOR OPTION (a)

SCALE: NOT TO SCALE

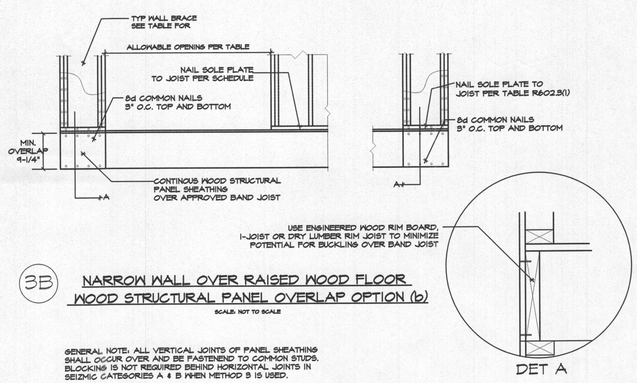

3B NARROW WALL OVER RAISED WOOD FLOOR WOOD STRUCTURAL PANEL OVERLAP OPTION (b)

SCALE: NOT TO SCALE

GENERAL NOTE: ALL VERTICAL JOINTS OF PANEL SHEATHING SHALL OCCUR OVER AND BE FASTENEND TO COMMON STUDS. BLOCKING IS NOT REQUIRED BEHIND HORIZONTAL JOINTS IN SEIZMIC CATEGORIES A & B WHEN METHOD 3 IS USED.

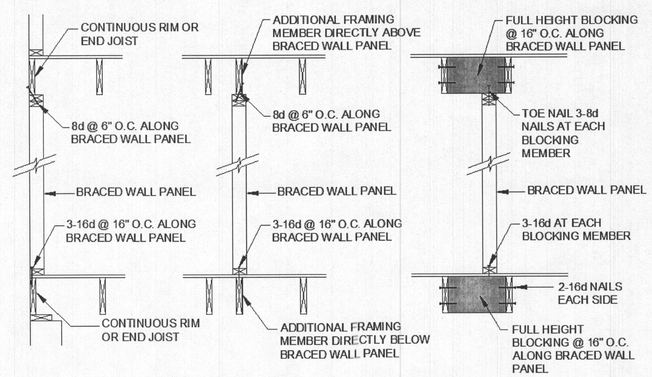

PARALLEL CONNECTIONS

NOT TO SCALE

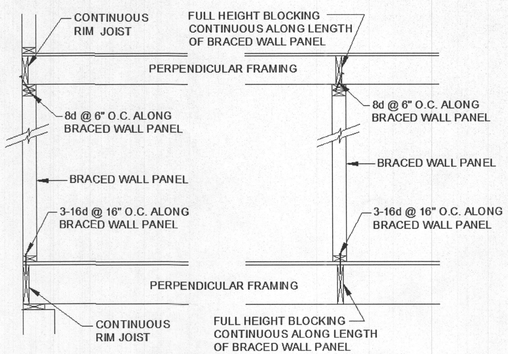

PERPENDICULAR CONNECTIONS

NOT TO SCALE

THE McGINNIS RESIDENCE

PULL PRINTING/CARDING SEAL

SCALE: 1/4"=1'-0"
DATE: 3/2014
SHEET NO.: 12 OF 12

GBL CUSTOM HOME DESIGN INC.
PO BOX 237 FINKSBURG, MD 21048
PHONE 410-833-8320