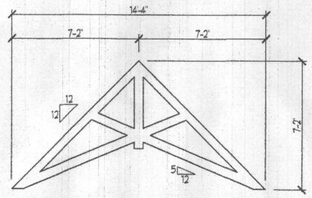
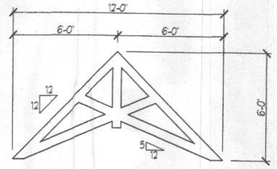


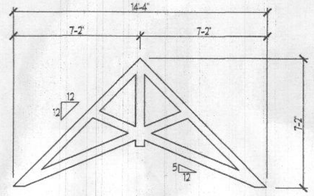
FAMILY RM
TRUSS DIAGRAM



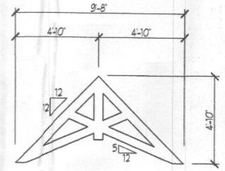
SIDE GARAGE
TRUSS DIAGRAM



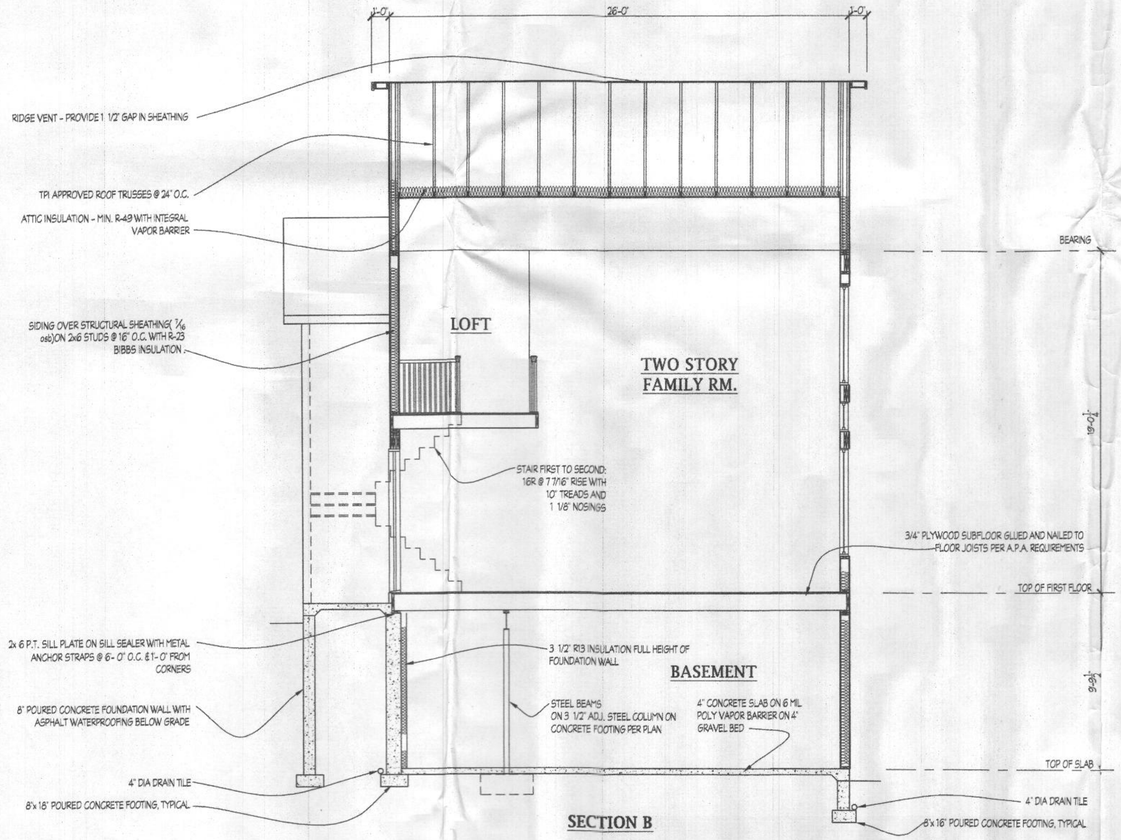
FRONT FAMILY RM.TRUSS
DIAGRAM



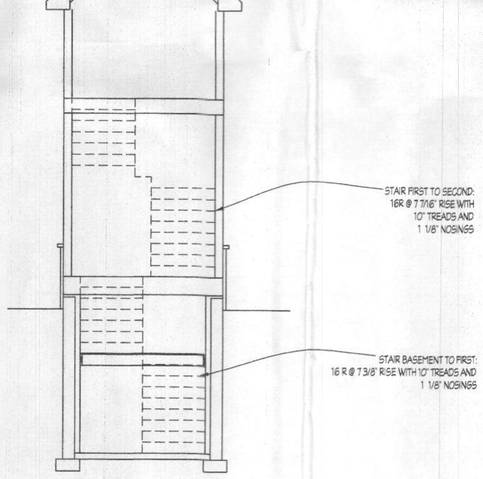
FRONT GARAGE
TRUSS DIAGRAM



ENTRY TRUSS
DIAGRAM



SECTION B



PARTIAL SECTION @
STAIR

Plymouth Road Architects
640 Plymouth Road. Baltimore, MD 21229. 410-788-0281
PlymouthRoadArchitects.com

Notes:

Drawing: SECTION B

Project: PINTO.DUNBAR
CUSTOM HOME
HOWARD COUNTY, MD.

Project No.: 2019.02

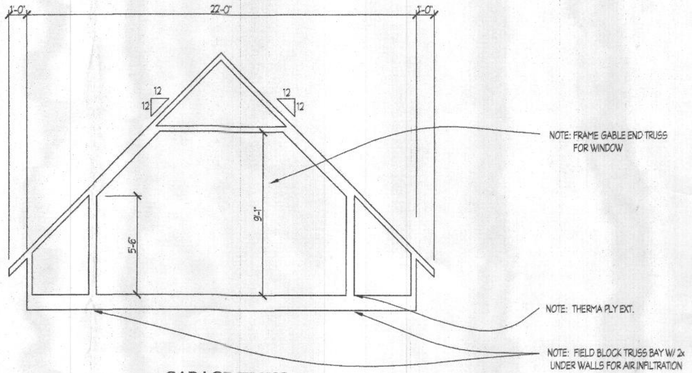
Date: 4/19

Scale:1/4"=1'-0"

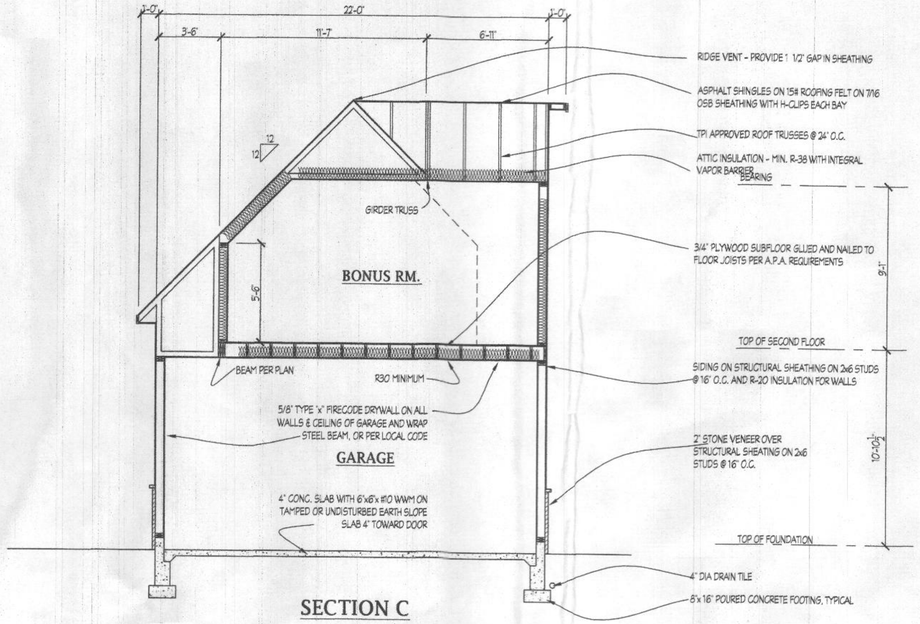
5

STATE OF MARYLAND
ERIC M. WEINBERG
7236
ARCHITECT

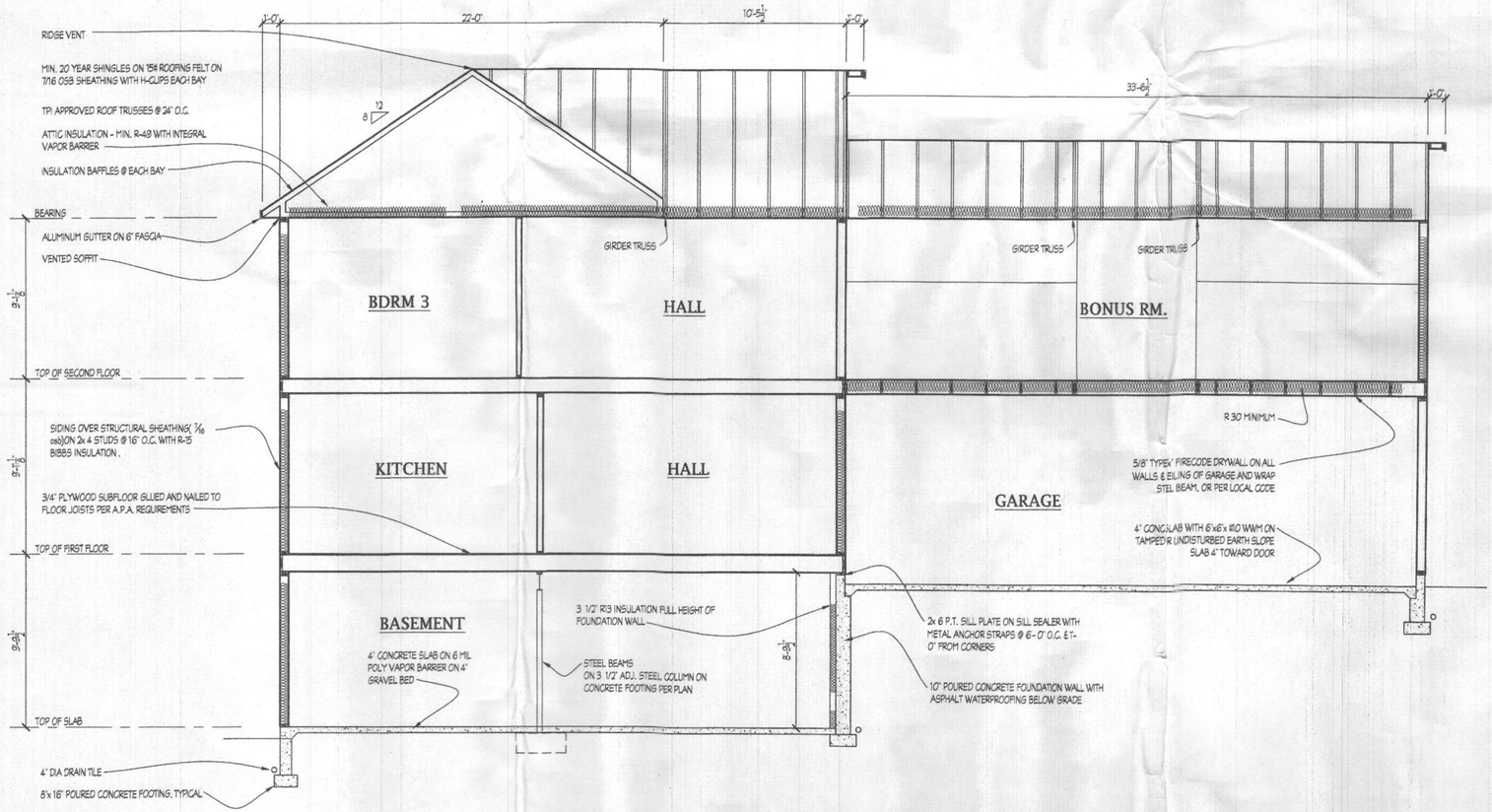
BID AND PERMIT SET 1/20/20



GARAGE TRUSS DIAGRAM



SECTION C



SECTION A



BID AND PERMIT SET 1/20/20

Plymouth Road Architects
640 Plymouth Road. Baltimore, MD 21229. 410-788-0281
PlymouthRoadArchitects.com

Notes:

Drawing: SECTION B & C

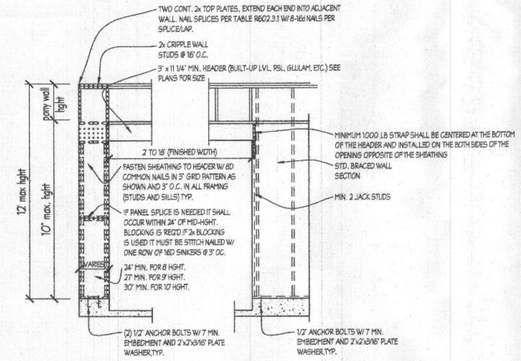
Project: PINTO.DUNBAR
CUSTOM HOME
HOWARD COUNTY, MD.

Project No.: 2019.02

Date: 5/19

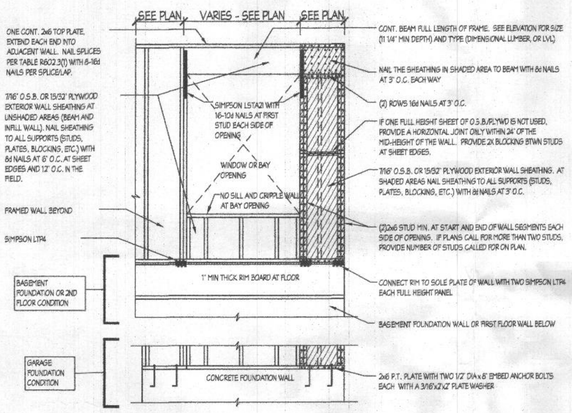
Scale:1/4"=1'-0"

6

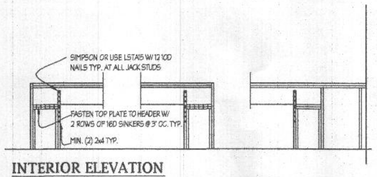


ONE SIDE PORTAL FRAME FOR
SEISMIC DESIGN A,B AND C AT GARAGE

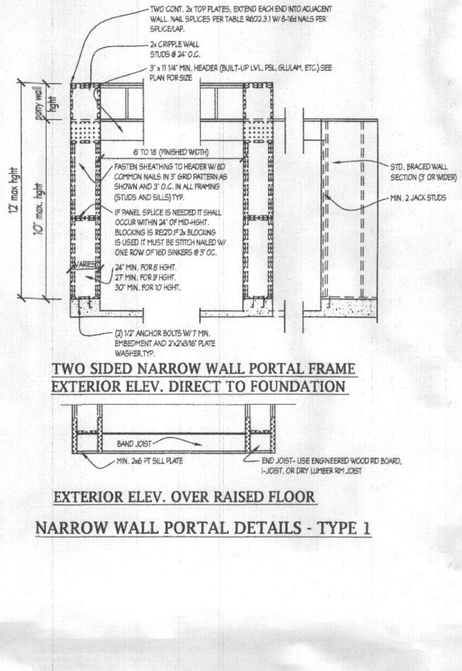
NARROW WALL PORTAL DETAILS - TYPE 2



ONE SIDED PORTAL FRAME DETAIL
AT WINDOW OR BAY OPENING



INTERIOR ELEVATION



TWO SIDED NARROW WALL PORTAL FRAME
EXTERIOR ELEV. DIRECT TO FOUNDATION

EXTERIOR ELEV. OVER RAISED FLOOR

NARROW WALL PORTAL DETAILS - TYPE 1

NARROW WALL BRACING DETAILS

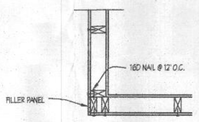
NOTE: PORTAL FRAME ARE DESIGNED TO REPLACE THE REQ'D. BRACED WALL SEGMENT UP TO 40' LONG , FOR 9FT. WALL & 37' FOR 10FT. WALL ADJACENT TO 86% OPENING. LOCATIONS AND SPACING TO FOLLOW IRC REQUIREMENTS.

BRACED WALL PANEL SCHEDULE

PANEL TYPES	PANEL TYPE	MATERAL	FASTENERS
GB	INTERMITTENT GYPSUM BOARD (SHEATHING ONE FACE OF WALL)	1/2" GYPSUM	1.5" LONG GALV. ROOFING NAILS, 6d COMMON NAILS, OR 1.25" LONG TYPE W DRYWALL SCREWS AT 7" O.C. AT SHEET EDGES AND INTERMEDIATE SUPPORTS.
CS-WSP	CONTINUOUS SHEATHED WOOD STRUCTURAL PANEL	7/16" OSB	6D OR 8D COMMON NAILS AT 6" O.C. AT SHEET EDGES AND 12" O.C. AT INTERMEDIATE SUPPORTS OR 16 GAGE 1 3/4" LONG STAPLES AT 3" O.C. AT SHEET EDGES AND 6" O.C. AT INTERMEDIATE SUPPORTS.
PPH	PORTAL FRAME HOLD DOWN	7/16" OSB	NAILING PER DETAIL

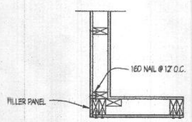
NOTES:

1. ALL BRACED WALL PANEL TYPES (AND ENGINEERED SHEAR WALLS), EXCEPT GB(I) AND GB(2) WITH SHEATHING INSTALLED HORIZONTALLY, SHALL HAVE 2x BLOCKING BETWEEN WALL STUDS AT ALL HORIZONTAL SHEET EDGES.
2. PROVIDE NAILING/BLOCKING ABOVE AND BELOW ALL BRACED WALL PANELS.
3. ALL EXTERIOR WALLS ARE SHEATHED WITH 7/16" O.S.B., OR 15/32" PLYWOOD, FASTENED PER TABLE R602.3(C). AT EXTERIOR CORNERS SHEATHING SHALL BE FASTENED AS SHOWN.
4. BRACED WALL PANELS ARE PROVIDED PER SECTIONS R602.10. PANEL LENGTHS SHOWN ON PLANS ARE THE MINIMUM LENGTH REQUIRED.
5. WHERE ENGINEERED SHEAR WALLS (I.E., TYPES CS-ESW(1), OR CS-ESW(2)) THE SHEAR WALLS HAVE BEEN DESIGNED TO RESIST THE CODE REQUIRED WIND LOAD.



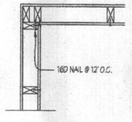
SHTG. ATTACHED W/ 8D NAILS @ 6" O.C. AT PANEL EDGES AND 12" O.C. IN THE FIELD

OUTSIDE CORNER DETAIL
not to scale



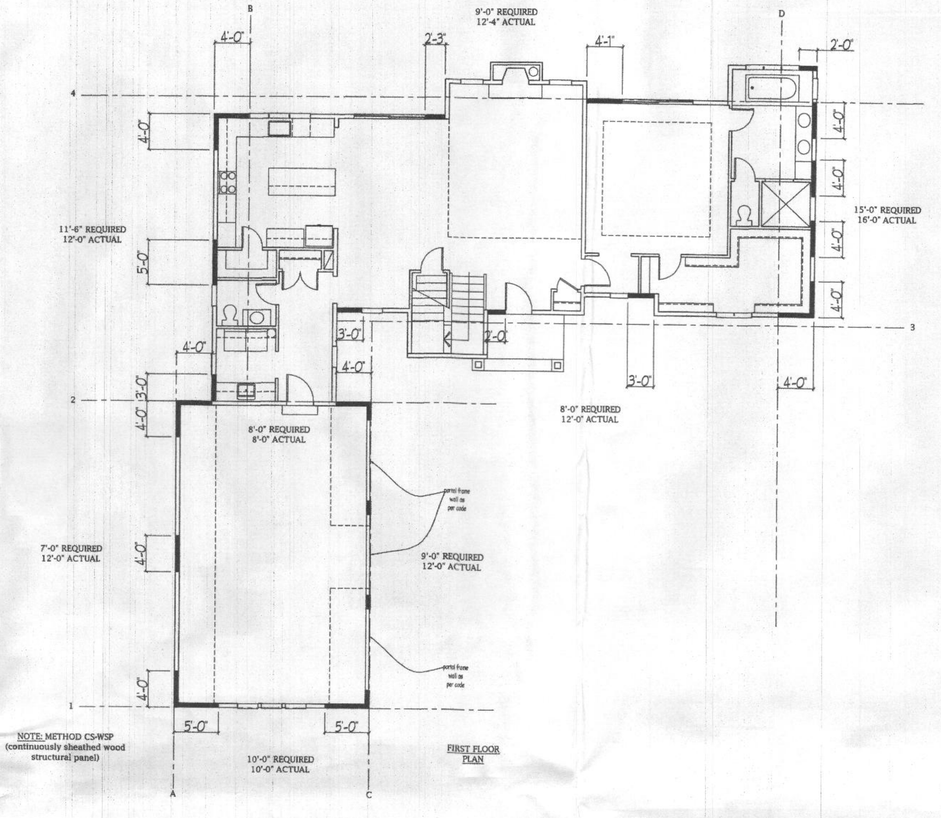
SHTG. ATTACHED W/ 8D NAILS @ 6" O.C. AT PANEL EDGES AND 12" O.C. IN THE FIELD

GARAGE CORNER DETAIL
not to scale



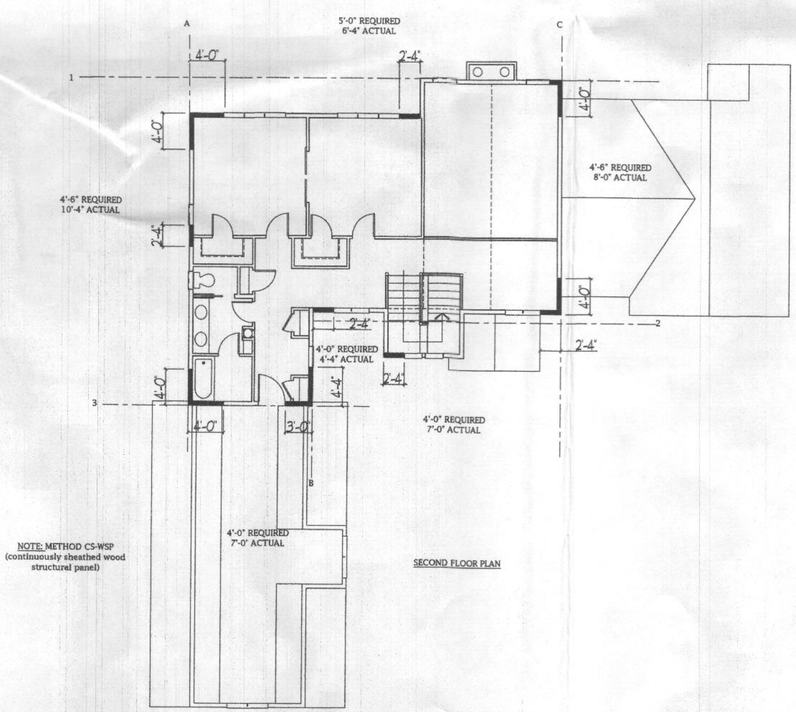
SHTG. ATTACHED W/ 8D NAILS @ 6" O.C. AT PANEL EDGES AND 12" O.C. IN THE FIELD

INSIDE CORNER DETAIL
not to scale



NOTE: METHOD CS-WSP
(continuously sheathed wood structural panel)

FIRST FLOOR PLAN



NOTE: METHOD CS-WSP
(continuously sheathed wood structural panel)

SECOND FLOOR PLAN



BID AND PERMIT SET 1/20/20

Plymouth Road Architects
640 Plymouth Road Baltimore, MD 21229
Phone: 410-788-0281 PlymouthRoadArchitects.com

DATE:	REVISION:

Date: 4/19
Scale: 1/8"=1'-0"
Drawn: TIM

Drawing: SHEATHING DETAILS

Project: PINTO DUNBAR
CUSTOM HOME
HOWARD COUNTY, MD.

C19.02
Project No.

D1

The Plymouth Road Architects Group, LLC
3/4/2020 2:37 PM