

APPLICATION

PERCOLATION TESTING

A 515042

P _____

HOWARD COUNTY HEALTH DEPARTMENT
BUREAU OF ENVIRONMENTAL HEALTH
3525-H ELLICOTT MILLS DRIVE/ELLICOTT CITY, MARYLAND 21043
TELEPHONE: 313-2640

DISTRICT _____

DATE _____

TO: THE COUNTY HEALTH OFFICER
ELLICOTT CITY, MARYLAND

I HEREBY APPLY FOR THE NECESSARY TEST PRIOR TO APPLICATION FOR PERMIT TO CONSTRUCT (OR RECONSTRUCT) A SEWAGE DISPOSAL SYSTEM.

PROPERTY OWNER _____

ADDRESS _____ PHONE _____

AGENT OR PROSPECTIVE BUYER _____

ADDRESS _____ PHONE _____

PROPERTY LOCATION:

SUBDIVISION Benedict Farm LOT NO. _____

ROAD AND DESCRIPTION _____

TAX MAP _____ PARCEL # _____

SIZE OF LOT _____ TYPE BLDG. _____
(SINGLE FAMILY DWELLING OR COMMERCIAL)

THE SYSTEM INSTALLED UNDER THIS APPLICATION IS ACCEPTABLE ONLY UNTIL PUBLIC FACILITIES BECOME AVAILABLE. I FULLY UNDERSTAND THE FEE CONNECTED WITH THE FILING OF THIS PERC TEST APPLICATION IS NON-REFUNDABLE UNDER ANY CIRCUMSTANCES. I ALSO AGREE TO COMPLY WITH ALL M.O.S.H.A. REQUIREMENTS IN TESTING THIS LOT.

(SIGNATURE OF APPLICANT)

APPROVED BY _____ FOR _____ DATE _____

DISAPPROVED BY _____ FOR _____ DATE _____

HOLD PENDING FURTHER TESTS _____

REASONS FOR REJECTION OR HOLDING _____

PERCOLATION TEST PLAT/PRELIMINARY PLAT - TITLE OR I.D. # _____ DATE _____

SITE DEVELOPMENT PLAN/FINAL PLAT - TITLE OR I.D. # _____ DATE _____

THIS IS NOT A PERMIT

lot 41

COUNTY #

SOIL PROFILE

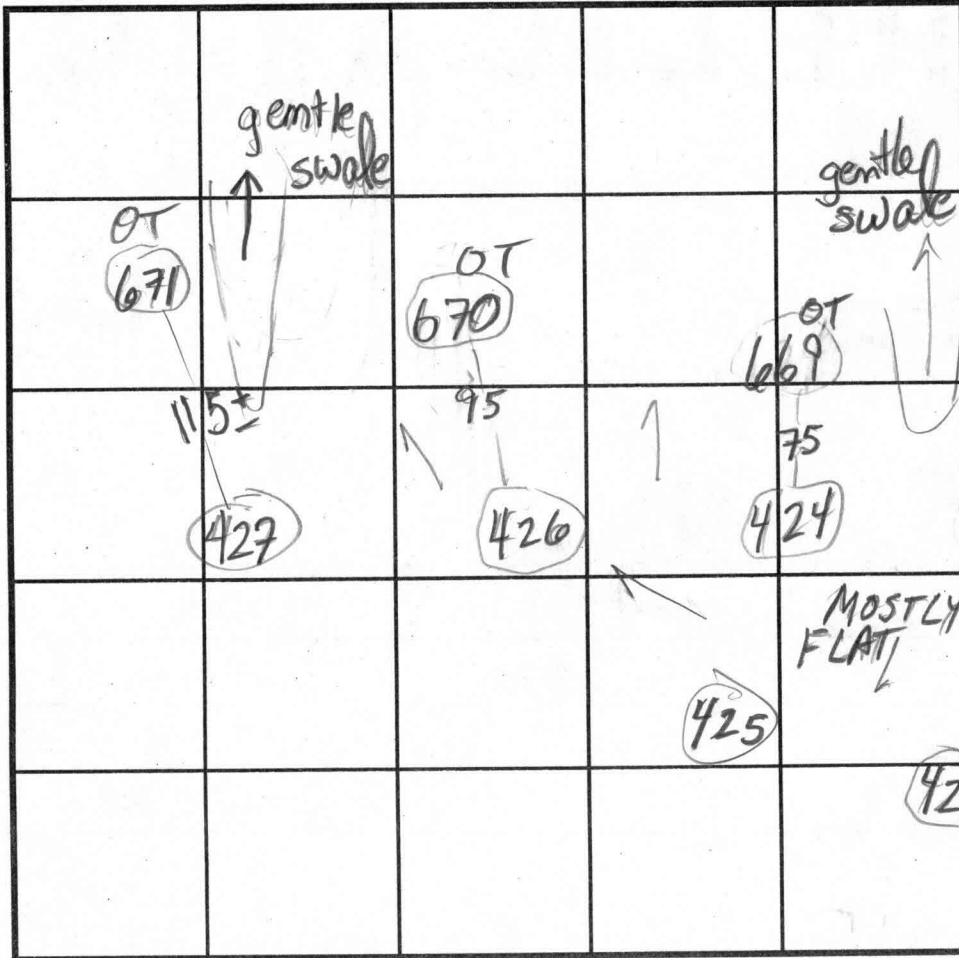
0' (427)
 orge brn
 saclm
 5
 30-60%
 Rx
 brng gray
 sand
 9
 brng gray
 sa lm
 15-20% frags
 14

(426)
 orge brn
 saclm
 4 1/2'
 tan gray
 sand &
 sa lm
 10-15%
 frags
 25% Rx pox
 6-8'

(424/422)
 orge brn
 si clm
 4 1/2'
 tan gray
 sand &
 sa lm
 15-20%
 frags
 14

SOIL PROFILE

0' (425)
 brn tan
 si clm
 6
 tan
 lt. org
 sa lm
 5-10%
 frags
 14 1/2'



INDICATE NORTH - NAME ADJOINING ROADWAY AS BASE LINE.

DATE	TEST NO.	DEPTH	PRE-WET		TEST - 1" DROP		TIME
			START	STOP	START	STOP	
8/29/01	427	4 1/2' / 14	FAIL	Rx			
	426	5 1/2' / 14	11:07	11:11	11:11	11:21	10
	424	4 1/2' / 14	11:09	11:10	11:10	11:14	4
	422	4' 9" / 12' 9"	11:22	11:27	11:27	11:35	8
	425	5 1/2' / 14 1/2'	12:47 / 1:01	12:55 / 1:03	SLOW / 1:03	1:08	5

REMARKS ALL HOLES PER PLAN

TYPE OF SOIL _____

TESTED BY MARK REKIN ALSO PRESENT Chuck Crovo Mike Sacrew

TRENCH DESIGN DATA: AVERAGE PERCOLATION TIME _____ TRENCH WIDTH _____

INLET DEPTH _____ MAXIMUM BOTTOM DEPTH _____ SQ. FT./BEDROOM _____

LOT 41

COUNTY #

SOIL PROFILE

4
 orge
 brn
 cl lm

4
 tan beige
 gray
 si
 sa lm
 5-10%
 frags

14
 (422) (423)

4-4 1/2
 orge brn
 s. cl lm

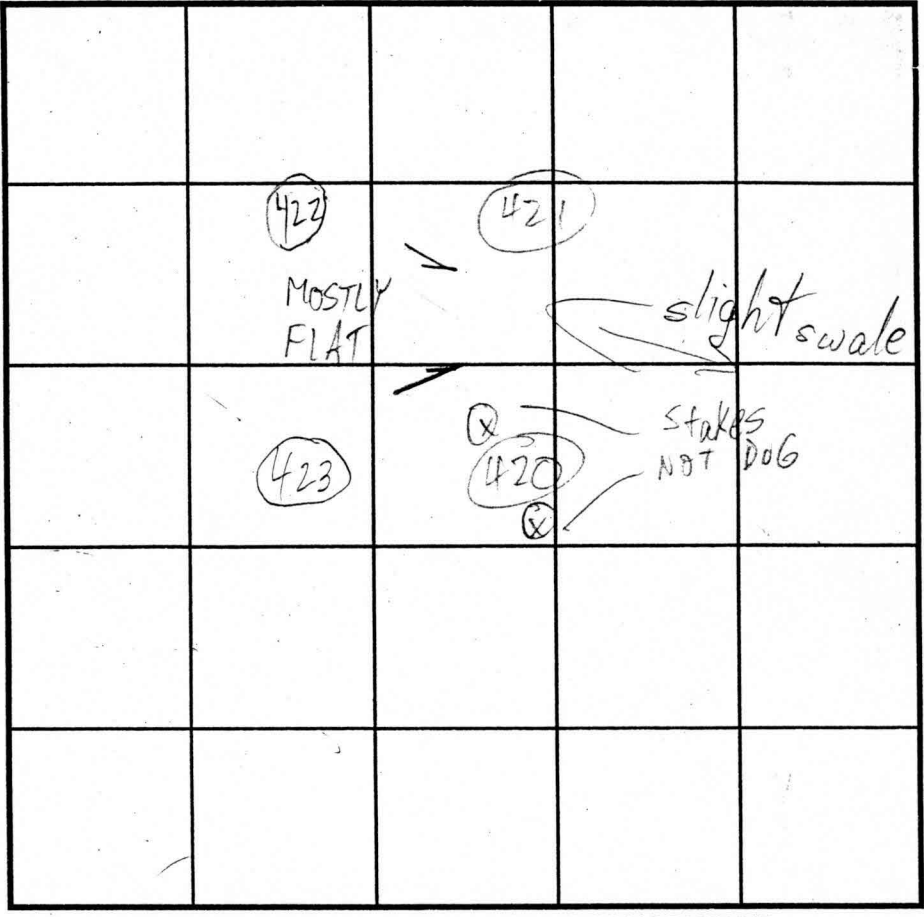

13'
 tan gray
 sa &
 sa lm
 10-20%
 frags

(420)

1 1/2
 brn sa
 cl lm

14
 lt. orge
 tan gray
 lt. brn
 sand w/ quartz
 15-25%
 frags
 ↑ w/depth
 Bottom

SOIL PROFILE



INDICATE NORTH - NAME ADJOINING ROADWAY AS BASE LINE.

DATE	TEST NO.	DEPTH	PRE-WET		TEST - 1" DROP		TIME
			START	STOP	START	STOP	
8/29/01	421	5' 14"	11:40	11:44	11:44	11:52	8
	422	4' 9" / 12' 9"	11:22	11:27	11:27	11:35	8
	420	4' 14"	12:09	12:12	12:12	12:18	6
	423	4 1/2' / 13 1/2"	12:21	12:26	12:26	12:34	8

REMARKS: (420) ALL HOLES PER PLAN

TESTED BY: Mark Riekin

ALSO PRESENT: Chuck Crovo, Mike's crew

TRENCH DESIGN DATA: AVERAGE PERCOLATION TIME: 8 TRENCH WIDTH:

INLET DEPTH: MAXIMUM BOTTOM DEPTH: SQ. FT./BEDROOM:



ITY NO. 1
OR WICK & CO.
REAINED BY HQA (D1)
7.88 NO WOODY
VEGETATION

ROAD 'A'
PUBLIC ACCESS STREET

NON-BUILDABLE
BULK PARCEL 'G'
2.97 AC.

MATCH
LINE
SEE
SHEET
2

NON-BUILDABLE
BULK PARCEL 'H'
5.41 AC.
1.254
601
40240 sq. ft.
390
PI 1253
340
PI 1255

LOT 31
40240 sq. ft.

NON-BUILDABLE
BULK PARCEL 'G'
2.97 AC.

LOT 32
40240 sq. ft.

LOT 33
40240 sq. ft.

LOT 34
40240 sq. ft.

LOT 35
40240 sq. ft.

LOT 36
40240 sq. ft.

LOT 37
40240 sq. ft.

LOT 38
40240 sq. ft.

LOT 39
40240 sq. ft.

LOT 40
40240 sq. ft.

LOT 41
40240 sq. ft.

LOT 42
40240 sq. ft.

LOT 43
40240 sq. ft.

LOT 44
40240 sq. ft.

LOT 45
40240 sq. ft.

LOT 46
40240 sq. ft.

LOT 47
40240 sq. ft.

LOT 48
40240 sq. ft.

LOT 49
40240 sq. ft.

LOT 50
40240 sq. ft.

LOT 51
40240 sq. ft.

LOT 52
40240 sq. ft.

LOT 53
40240 sq. ft.

LOT 54
40240 sq. ft.

LOT 55
40240 sq. ft.

LOT 56
40240 sq. ft.

LOT 57
40240 sq. ft.

LOT 58
40240 sq. ft.

LOT 59
40240 sq. ft.

LOT 60
40240 sq. ft.

LOT 61
40240 sq. ft.

LOT 62
40240 sq. ft.

LOT 63
40240 sq. ft.

LOT 64
40240 sq. ft.

LOT 65
40240 sq. ft.

LOT 66
40240 sq. ft.

LOT 67
40240 sq. ft.

LOT 68
40240 sq. ft.

LOT 69
40240 sq. ft.

LOT 70
40240 sq. ft.

LOT 71
40240 sq. ft.

LOT 72
40240 sq. ft.

LOT 73
40240 sq. ft.

LOT 74
40240 sq. ft.

LOT 75
40240 sq. ft.

LOT 76
40240 sq. ft.

LOT 77
40240 sq. ft.

LOT 78
40240 sq. ft.

LOT 79
40240 sq. ft.

LOT 80
40240 sq. ft.

LOT 81
40240 sq. ft.

LOT 82
40240 sq. ft.

LOT 83
40240 sq. ft.

LOT 84
40240 sq. ft.

LOT 85
40240 sq. ft.

LOT 86
40240 sq. ft.

LOT 87
40240 sq. ft.

LOT 88
40240 sq. ft.

LOT 89
40240 sq. ft.

LOT 90
40240 sq. ft.

LOT 91
40240 sq. ft.

LOT 92
40240 sq. ft.

LOT 93
40240 sq. ft.

LOT 94
40240 sq. ft.

LOT 95
40240 sq. ft.

LOT 96
40240 sq. ft.

LOT 97
40240 sq. ft.

LOT 98
40240 sq. ft.

LOT 99
40240 sq. ft.

LOT 100
40240 sq. ft.

LOT 101
40240 sq. ft.

LOT 102
40240 sq. ft.

LOT 103
40240 sq. ft.

LOT 104
40240 sq. ft.

LOT 105
40240 sq. ft.

LOT 106
40240 sq. ft.

LOT 107
40240 sq. ft.

LOT 108
40240 sq. ft.

LOT 109
40240 sq. ft.

LOT 110
40240 sq. ft.

LOT 111
40240 sq. ft.

LOT 112
40240 sq. ft.

LOT 113
40240 sq. ft.

LOT 114
40240 sq. ft.

LOT 115
40240 sq. ft.

LOT 116
40240 sq. ft.

LOT 117
40240 sq. ft.

LOT 118
40240 sq. ft.

LOT 119
40240 sq. ft.

LOT 120
40240 sq. ft.

LOT 121
40240 sq. ft.

LOT 122
40240 sq. ft.

LOT 123
40240 sq. ft.

LOT 124
40240 sq. ft.

LOT 125
40240 sq. ft.

LOT 126
40240 sq. ft.

LOT 127
40240 sq. ft.

LOT 128
40240 sq. ft.

LOT 129
40240 sq. ft.

LOT 130
40240 sq. ft.

LOT 131
40240 sq. ft.

LOT 132
40240 sq. ft.

LOT 133
40240 sq. ft.

LOT 134
40240 sq. ft.

LOT 135
40240 sq. ft.

LOT 136
40240 sq. ft.

LOT 137
40240 sq. ft.

LOT 138
40240 sq. ft.

LOT 139
40240 sq. ft.

LOT 140
40240 sq. ft.

LOT 141
40240 sq. ft.

LOT 142
40240 sq. ft.

LOT 143
40240 sq. ft.

LOT 144
40240 sq. ft.

LOT 145
40240 sq. ft.

LOT 146
40240 sq. ft.

LOT 147
40240 sq. ft.

LOT 148
40240 sq. ft.

LOT 149
40240 sq. ft.

LOT 150
40240 sq. ft.

LOT 151
40240 sq. ft.

LOT 152
40240 sq. ft.

LOT 153
40240 sq. ft.

LOT 154
40240 sq. ft.

LOT 155
40240 sq. ft.

LOT 156
40240 sq. ft.

LOT 157
40240 sq. ft.

LOT 158
40240 sq. ft.

LOT 159
40240 sq. ft.

LOT 160
40240 sq. ft.

LOT 161
40240 sq. ft.

LOT 162
40240 sq. ft.

LOT 163
40240 sq. ft.

LOT 164
40240 sq. ft.

LOT 165
40240 sq. ft.

LOT 166
40240 sq. ft.

LOT 167
40240 sq. ft.

LOT 168
40240 sq. ft.

LOT 169
40240 sq. ft.

LOT 170
40240 sq. ft.

LOT 171
40240 sq. ft.

LOT 172
40240 sq. ft.

LOT 173
40240 sq. ft.

LOT 174
40240 sq. ft.

LOT 175
40240 sq. ft.

LOT 176
40240 sq. ft.

LOT 177
40240 sq. ft.

LOT 178
40240 sq. ft.

LOT 179
40240 sq. ft.

LOT 180
40240 sq. ft.

LOT 181
40240 sq. ft.

LOT 182
40240 sq. ft.

LOT 183
40240 sq. ft.

LOT 184
40240 sq. ft.

LOT 185
40240 sq. ft.

LOT 186
40240 sq. ft.

LOT 187
40240 sq. ft.

LOT 188
40240 sq. ft.

LOT 189
40240 sq. ft.

LOT 190
40240 sq. ft.

LOT 191
40240 sq. ft.

LOT 192
40240 sq. ft.

LOT 193
40240 sq. ft.

LOT 194
40240 sq. ft.

LOT 195
40240 sq. ft.

LOT 196
40240 sq. ft.

LOT 197
40240 sq. ft.

LOT 198
40240 sq. ft.

LOT 199
40240 sq. ft.

LOT 200
40240 sq. ft.

LOT 201
40240 sq. ft.

LOT 202
40240 sq. ft.

LOT 203
40240 sq. ft.

LOT 204
40240 sq. ft.

LOT 205
40240 sq. ft.

LOT 206
40240 sq. ft.

LOT 207
40240 sq. ft.

LOT 208
40240 sq. ft.

LOT 209
40240 sq. ft.

LOT 210
40240 sq. ft.

LOT 211
40240 sq. ft.

LOT 212
40240 sq. ft.

LOT 213
40240 sq. ft.

LOT 214
40240 sq. ft.

LOT 215
40240 sq. ft.

LOT 216
40240 sq. ft.

LOT 217
40240 sq. ft.

LOT 218
40240 sq. ft.

LOT 219
40240 sq. ft.

LOT 220
40240 sq. ft.

LOT 221
40240 sq. ft.

LOT 222
40240 sq. ft.

LOT 223
40240 sq. ft.

LOT 224
40240 sq. ft.

LOT 225
40240 sq. ft.

LOT 226
40240 sq. ft.

LOT 227
40240 sq. ft.

LOT 228
40240 sq. ft.

LOT 229
40240 sq. ft.

LOT 230
40240 sq. ft.

LOT 231
40240 sq. ft.

LOT 232
40240 sq. ft.

LOT 233
40240 sq. ft.

LOT 234
40240 sq. ft.

LOT 235
40240 sq. ft.

LOT 236
40240 sq. ft.

LOT 237
40240 sq. ft.

LOT 238
40240 sq. ft.

LOT 239
40240 sq. ft.

LOT 240
40240 sq. ft.

LOT 241
40240 sq. ft.

LOT 242
40240 sq. ft.

LOT 243
40240 sq. ft.

LOT 244
40240 sq. ft.

LOT 245
40240 sq. ft.

LOT 246
40240 sq. ft.