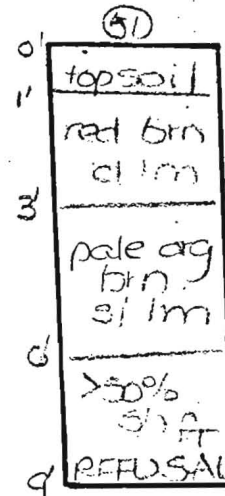

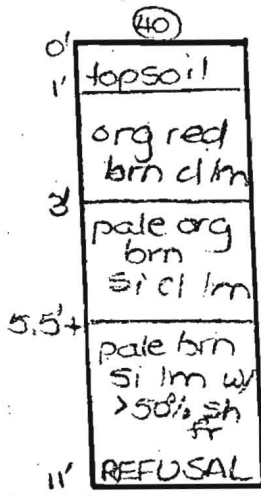
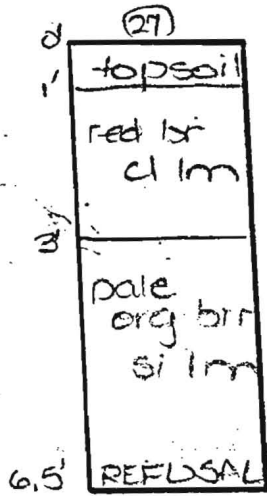
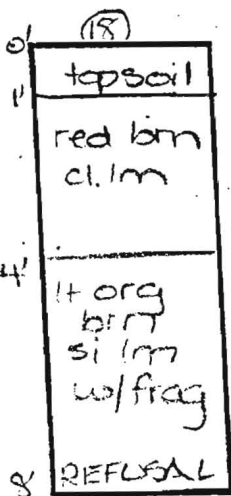
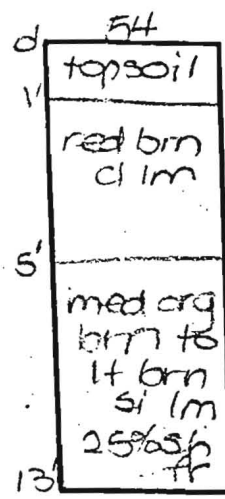

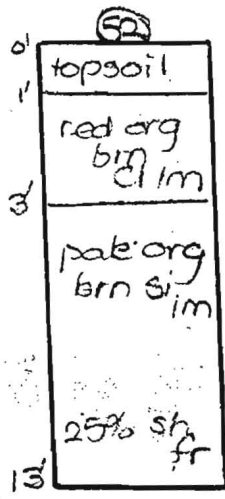




SMITH FARM

SUBDIVISION

SOIL PROFILE



DATE	TEST NO.	DEPTH	PRE-WET		TEST - 1" DROP		TIME
			START	STOP	START	STOP	
11-13-97	17	3.0'D					FAIL
	18	8.0'D					FAIL
	27	6.5'D					FAIL
	40	11.0'D					FAIL
	39	11.0'D					FAIL
	51	9.0'D					FAIL
	50	4.5'D					FAIL
	52	3.0'S	10:51	10:57	10:57	11:09	12
		13.0'D					OK
	53	6.0'S	11:15	11:25	11:25	11:44	19
		14.0'D					OK
	54	5.5'S	11:28	11:31	11:31	11:45	14
		13.0'D					OK