A 538090__

Percolation Information- Patapsco Overlook

NOT TO SCALE

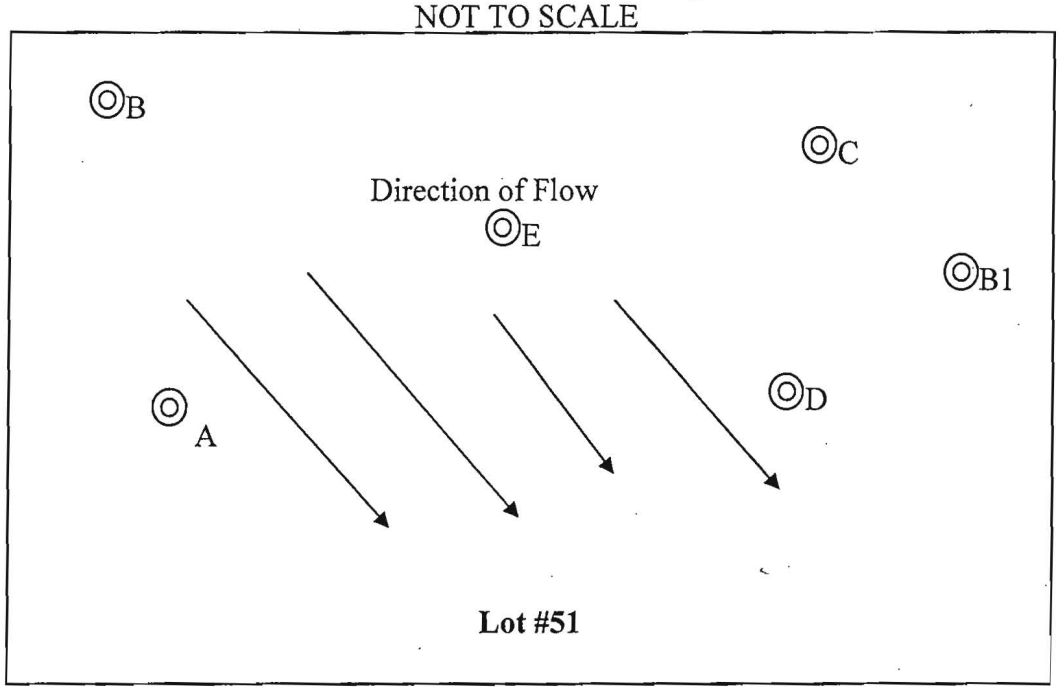

A

2sbk , Dk. Gray
Black SCL
----------0.5'
Red-Brown CL
Much Mica 20%-30%
Med. RX
----------5'
Red Brown
Much Mica
SL
Refusal @ 8'
----------8'

C

2sbk , Dk. Gray
Black SCL
----------0.5'
Red-Brown SCL
Much Mica
----------2'
Red-Brown SL
Much Mica
10%-20% RX
Shale /Silty
----------12'

B

2sbk , Dk. Brn
Black SCL
----------0.5'
Red-Brown SCL
----------2'
Red-Brown SL
Much Mica
5%-10% RX
Shale /Silty
----------12'

D

__2sbk , Dk. Gray
Black SCL
----------0.5'
Red-Brown SCL
Much Mica
----------2'
Red-Brown SL
Much Mica
10%-20% RX
Shale /Silty
----------12'

Date	Test	Depth	Start	Break 1" Drop	Break 2" Drop	Time of 2nd Inch	P/F/H
10-18-12	A						Fail
10-18-12	B	3 /12	11:30	11:37	11:48	11 min.	Pass
10-18-12	B1	4/ 12	1:19	1:22	1:25	3 min.	Pass
10-18-12	C	4/ 12	9:46	9:52	10:52	10 min.	Pass
10-18-12	D	3/ 12	10:27	10:35	11:47	12 min.	Pass
10-18-12	E						Fail #

E

2sbk , Dk. Gray
Black SCL
----------0.5'
Red-Brown CL
Much Mica
20%-30%
Med. RX
----------5'
Red Brown
Much Mica
SL
Refusal @ 7'
----------7'

B1

2sbk , Dk. Brn
Grey, SCL
----------0.5'
Red-Brown SCL
----------3'
Red-Brown SL
Many Mica
10-20% Shale
----------12'

Remarks: __Undeveloped Property. Perc holes must be surveyed on Percolation _Certification Plan._____

Sanitarian _D.Bernard_____ Backhoe _Zach Brindle_ Others_____

Test Holes Used in SDA 6__Avg. Perc Time___9min.__ SQ.FT/BR___

Trench Width _3__Inlet Depth_3___Max Bot.Depth__8 _Effective S/W____

A 538090__

Percolation Information- Patapsco Overlook II

NOT TO SCALE

133

2sbk , Dk. Gray Black SCL
----------0.5'
Red-Brown CL Much Mica 20%-30% Large Platy RX
----------5'
Red Brown Much Mica SL 30-40%Large Boulders Refusal @ 8'

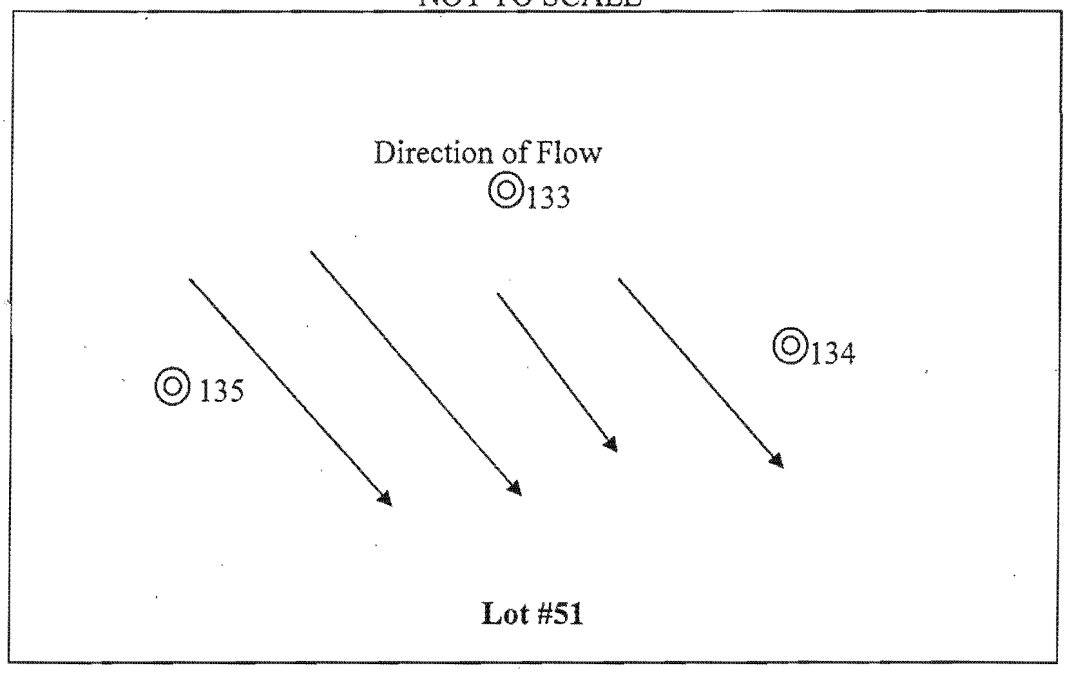

134

2sbk , Dk. Brn Black SCL
----------0.5'
Red-Brown SCL
----------2'
Red-Brown SL Many Mica 5%-10% RX Shale /Silty
----------12'

Date	Test	Depth	Start	Break 1" Drop	Break 2" Drop	Time of 2nd Inch	P/F/H
11-19-12	133						Fail
11-19-12	134	3 /12	11:37	11:40	11:45	5 min.	Pass
11-19-12	135	4/ 12	11:39	11:41	11:44	3 min.	Pass

135

2sbk, Dk. Brown Grey, SCL
----------0.5'
Red-Brown SCL
----------3'
Red-Brown SL Many Mica 10-20% Shale
----------12'

Remarks: __Undeveloped Property._Second Day of Percolation Testing. _Holes needed to establish easement and verify edge of easement._____

Sanitarian _D.Bernard_____ Backhoe _Shawn Brindle_ Others_____

Test Holes Used in SDA __Avg. Perc Time___4min.__ SQ.FT/BR___

Trench Width _3__Inlet Depth_3___Max Bot.Depth__8 _Effective S/W____

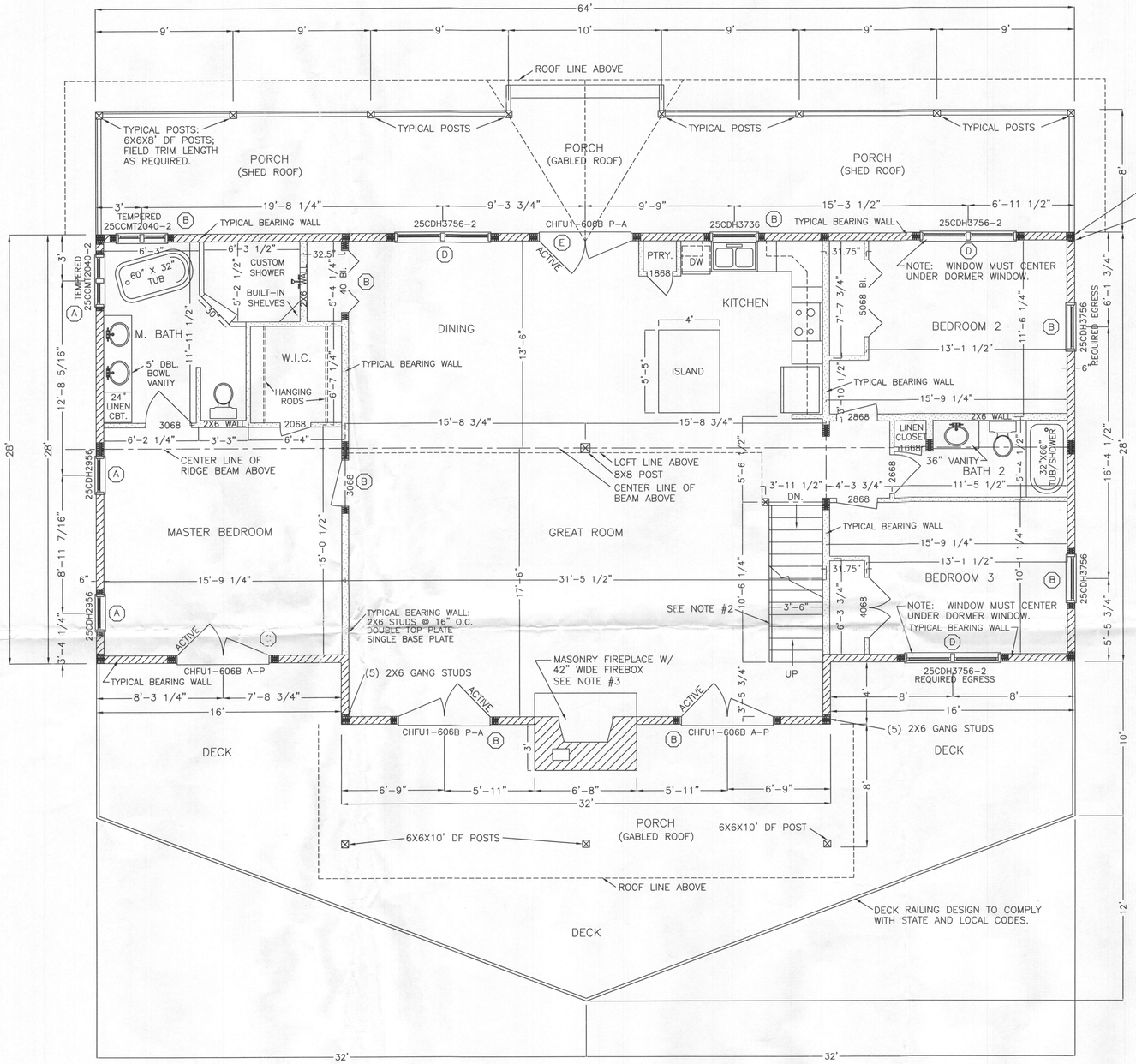

(5) 2X6 GANG STUDS ON (6) OUTSIDE CORNERS.

TYPICAL MAIN FLOOR EXTERIOR WALLS:
2X6X8'/9' STUDS @ 16" O.C. MAX.
DOUBLE TOP PLATE; SINGLE PT BASE PLATE
1/2" STRUCTURAL SHEATHING
CODE APPROVED HOUSE WRAP OR FELT PAPER
2X8 WHITE PINE BEVELED SIDING; EXTERIOR ONLY
8'-4 1/2" TO BOTTOM OF 4X8 SECOND FLOOR JOISTS
9'-1 1/4" TO TOP OF RAFTER BEARING/2X6 LOFT DECKING

SYMBOLS	
	INTERIOR FRAMED WALLS
	EXTERIOR FRAMED WALLS

SQUARE FOOTAGE	
MAIN FLOOR:	1,920
SECOND FLOOR:	927
TOTAL:	2,847
PORCHES AND DECKS:	1,409
GARAGE:	1,280

WINDOW AND DOOR ROUGH OPENINGS	
JELD-WEN ALUMINUM CLAD WINDOWS:	
25CDH2956	30 1/8" X 56 3/4"
25CDH3736	38 1/8" X 36 3/4"
25CDH3756	38 1/8" X 56 3/4"
25CDH3756-2	75 1/2" X 56 3/4"
25CCMT2040-2	40 3/4" X 40 3/4"
JELD-WEN ALUMINUM CLAD DOOR:	
CHFU1-60X6B	72" X 83"

WINDOW AND DOOR HEADER SCHEDULE	
A	(3) 2X6s SPF#1/#2 WITH 1/2" OSB FILLERS (1) JACK STUD END BEARING AND (1) KING STUD EACH END.
B	(3) 2X8s SPF#1/#2 WITH 1/2" OSB FILLERS (2) JACK STUDS END BEARING AND (1) KING STUD EACH END.
C	(3) 2X10s SPF#1/#2 WITH 1/2" OSB FILLERS (3) JACK STUDS END BEARING AND (1) KING STUD EACH END.
D	(3) 2X12s SPF#1/#2 WITH 1/2" OSB FILLERS (3) JACK STUDS END BEARING AND (1) KING STUD EACH END.
E	(3) 1 3/4" X 9 1/2" 2.0E G-P LAM LVL, OR EQUAL, AND 1/2" OSB FILLERS AS REQUIRED. (3) JACK STUD END BEARING AND (1) KING STUD EACH END.

FLOOR TO FLOOR DIMENSIONS	
SUBFLOOR TO TOP OF 2X6 BEARING WALL:	100.5"
4X8 2nd FLR. JOISTS	7.25"
2X6 2nd FLR. DECKING:	1.5"
TOTAL:	109.25"

MAIN FLOOR PLAN

SCALE: 1/4"=1'-0"

NOTES:
1. ALL EXTERIOR WALLS ARE CONVENTIONALLY FRAMED OF 2X6 STUDS; SEE NOTES ON PLAN. ALL SPECIFICATIONS TO BE VERIFIED PER STATE AND LOCAL CODES.
2. INTERIOR STAIRS FROM MAIN FLOOR TO SECOND FLOOR: 4X12 WHITE PINE STRINGERS AND TREADS; FIELD TRIM TREAD MATERIAL TO 10.75". (14) RISERS @ 7.8"+/- EACH 9.5" TREADS PLUS 1 1/4" NOSING
3. ALL MASONRY FIREPLACE AND FLUE SPECIFICATIONS TO BE PROVIDED BY OTHERS. DIMENSIONS GIVEN ON PLAN TO BE VERIFIED BY OTHERS FOR REQUIRED CLEARANCES.
4. ALL PLUMBING AND ELECTRICAL SPECIFICATIONS TO BE PROVIDED BY OTHERS.
5. WINDOWS AND DOORS ARE JELD-WEN 2500 CLAD UNITS. NO GRILLES ON DOORS AND WINDOWS.
6. 1X8 T&G WHITE TO COVER INTERIORS OF ALL MAIN FLOOR WALLS AND ALL FRAMED GABLE AND DORMER EXPOSED INTERIOR SURFACES.

☐ PRELIMINARY
☐ REVISION #2
■ FINAL DRAWINGS
☐ APPROVED AS DRAWN
☐ APPROVED AS NOTED ON DRAWING
OWNER'S SIGNATURE

A CUSTOM DESIGNED LOG HOME BY
SHAWN & ASHLEY MULLEN

NORTHWEST LOG HOMES
226 KIRKHOFF RD. WESTMINSTER, MD 21158

SHEET 2 OF 9
APRIL 22, 2016

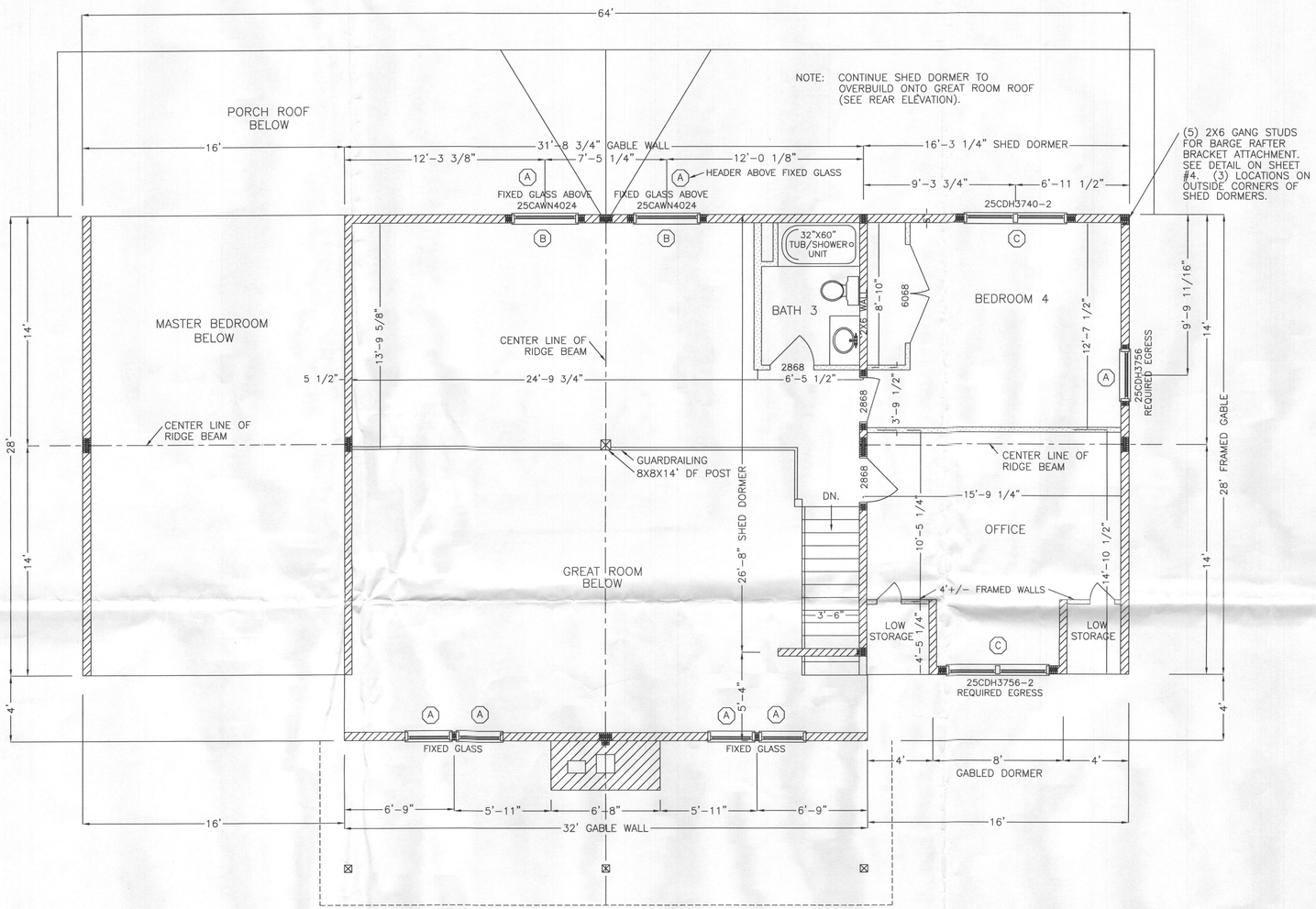

SECOND FLOOR PLAN

SCALE: 1/4"=1'-0"

NOTES:

1. ALL DORMERS AND GABLES ARE CONVENTIONALLY FRAMED AND ARE FINISHED WITH BEVELED SIDING EXTERIOR MATERIAL.
2. 1X8 T&G WHITE TO COVER ALL INTERIORS OF ALL GABLES AND DORMERS.
3. WINDOWS ARE JELD-WEN 2500 CLAD UNITS. NO GRILLES.
4. ALL PLUMBING AND ELECTRICAL SPECIFICATIONS TO BE PROVIDED BY OTHERS.
5. ALL 2X6 PLUMBING WALLS TO BE LOCATED BY OTHERS.
6. RECOMMEND PLUMBING LAYOUT AND DRAIN LINE LOCATIONS BE REVIEWED BY A LICENSED PLUMBER BEFORE CONSTRUCTION STARTS.
7. RECOMMEND HVAC LAYOUT, SPECIFICALLY SUPPLY AND RETURN FROM SECOND FLOOR, BE REVIEWED BY A LICENSED HVAC CONTRACTOR BEFORE CONSTRUCTION STARTS.
8. ALL FIXED GLASS SPECIFICATIONS TO BE FIELD DETERMINED.
9. SHED AND GABLED DORMER BEARING WALLS:
   2X6X8' STUDS @ 16" O.C. MAX.
   DOUBLE TOP PLATE; SINGLE PT BASE PLATE
   1/2" STRUCTURAL SHEATHING
   CODE APPROVED HOUSE WRAP OR FELT PAPER
   2X8 WHITE PINE BEVELED SIDING; EXTERIOR ONLY
   8'-0" HIGH FROM TOP OF 2X6 DECKING.

GANG STUD FASTENING

SECURELY FASTEN (2) MEMBERS TOGETHER WITH NAILS THEN NAIL (1) MEMBER EACH SIDE UNTIL THERE ARE THE REQUIRED NUMBER OF GANG STUDS. THEN ATTACH WITH WOOD SCREWS THAT ARE LONG ENOUGH TO REACH 3/4 OF THE WAY THROUGH THE WIDTH. WOOD SCREW SPACING OF (2) EVERY 16" O.C. EACH SIDE.

SYMBOLS

INTERIOR FRAMED WALLS

EXTERIOR FRAMED WALLS

WINDOW AND DOOR ROUGH OPENINGS

JELD-WEN ALUMINUM CLAD WINDOWS:

25CDH3756	38 1/8" X 56 3/4"
25CDH3756-2	75 1/2" X 56 3/4"
25CAWN4024	40 3/4" X 24 3/4"

WINDOW AND DOOR HEADER SCHEDULE

A	(3) 2X6s SPF#1/#2 WITH 1/2" OSB FILLERS (1) JACK STUD END BEARING AND (1) KING STUD EACH END.
B	(3) 2X8s SPF#1/#2 WITH 1/2" OSB FILLERS (2) JACK STUDS END BEARING AND (1) KING STUD EACH END.
C	(3) 2X10s SPF#1/#2 WITH 1/2" OSB FILLERS (3) JACK STUDS END BEARING AND (1) KING STUD EACH END.

☐ PRELIMINARY
☐ REVISION #2
■ FINAL DRAWINGS
☐ APPROVED AS DRAWN
☐ APPROVED AS NOTED ON DRAWING

OWNER'S SIGNATURE

A CUSTOM DESIGNED LOG HOME BY

SHAWN & ASHLEY MULLEN

NORTHWEST LOG HOMES

226 KIRKHOFF RD. WESTMINSTER, MD 21158

SHEET 3 OF 9

APRIL 22, 2016

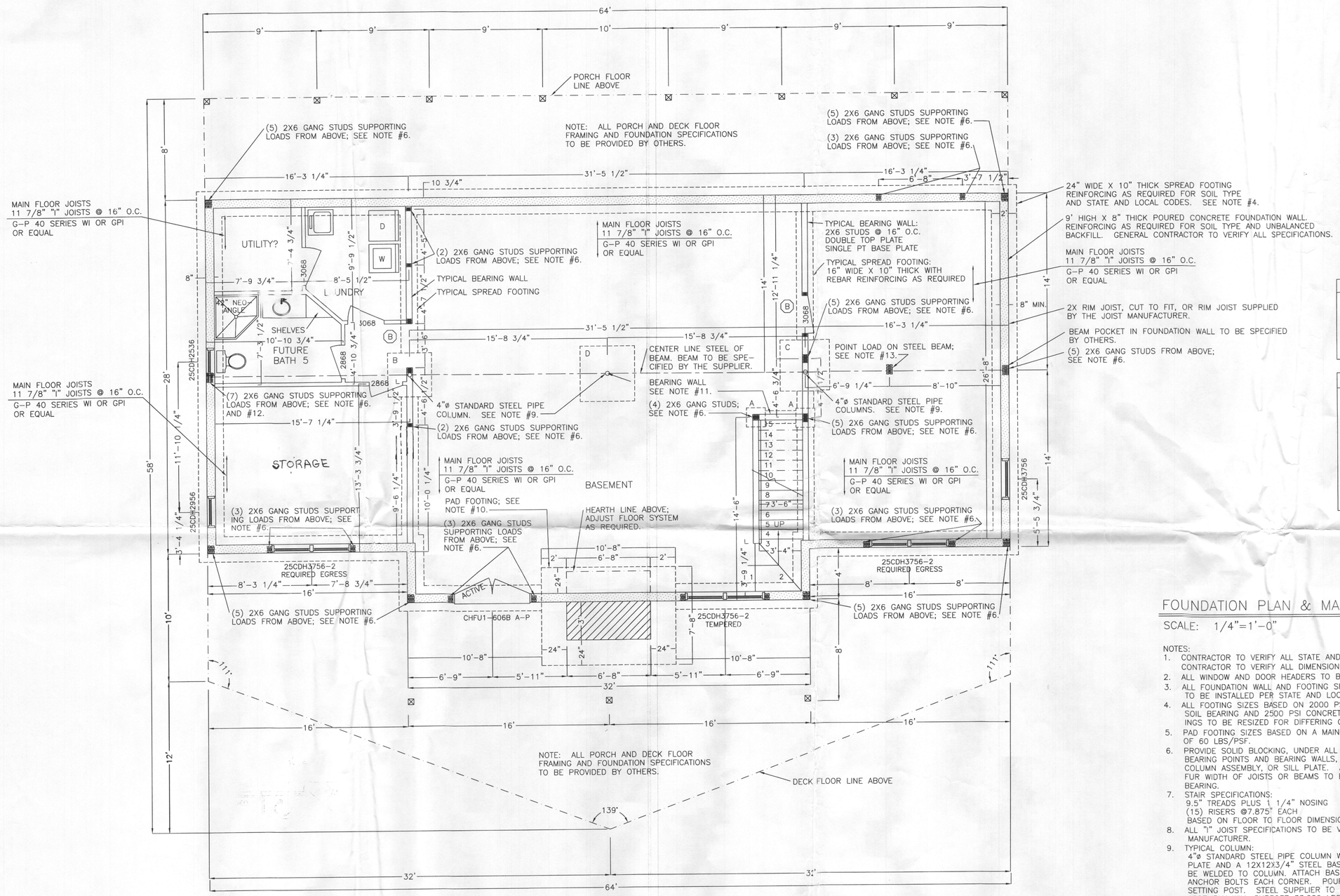

FLOOR TO FLOOR DIMENSIONS	
SLAB TO TOP OF FOUNDATION WALL	104"
2X PT SILL	1.5"
"I" JOISTS	11.875"
3/4" SUBFLOOR	.75"
TOTAL:	118.125"

FOOTING SCHEDULE	
A	18"X18"X12" WITH (2) #4 REBAR 10" APART EACH WAY
B	42"X42"X12" WITH (4) #4 REBAR 10" APART EACH WAY
C	48"X48"X12" WITH (5) #4 REBAR 10" APART EACH WAY
D	52"X52"X12" WITH (7) #4 REBAR 7.5" APART EACH WAY

FOUNDATION PLAN & MAIN FLOOR FRAMING

SCALE: 1/4"=1'-0"

NOTES:

1. CONTRACTOR TO VERIFY ALL STATE AND LOCAL CODES. CONTRACTOR TO VERIFY ALL DIMENSIONS BEFORE EXCAVATION.
2. ALL WINDOW AND DOOR HEADERS TO BE SPECIFIED BY OTHERS.
3. ALL FOUNDATION WALL AND FOOTING SPECIFICATIONS TO BE INSTALLED PER STATE AND LOCAL CODES.
4. ALL FOOTING SIZES BASED ON 2000 PSF ALLOWABLE SOIL BEARING AND 2500 PSI CONCRETE. ALL FOOTINGS TO BE RESIZED FOR DIFFERING CONDITIONS.
5. PAD FOOTING SIZES BASED ON A MAIN FLOOR LOADING OF 60 LBS/PSF.
6. PROVIDE SOLID BLOCKING, UNDER ALL MAIN FLOOR BEARING POINTS AND BEARING WALLS, TO TOP OF COLUMN ASSEMBLY, OR SILL PLATE. ALSO, FUR WIDTH OF JOISTS OR BEAMS TO EQUAL ABOVE BEARING.
7. STAIR SPECIFICATIONS: 9.5" TREADS PLUS 1 1/4" NOSING (15) RISERS @7.875" EACH BASED ON FLOOR TO FLOOR DIMENSIONS (SEE SCHEDULE).
8. ALL "I" JOIST SPECIFICATIONS TO BE VERIFIED BY THE MANUFACTURER.
9. TYPICAL COLUMN: 4"ø STANDARD STEEL PIPE COLUMN WITH AN 8X8X3/4" STEEL TOP PLATE AND A 12X12X3/4" STEEL BASE PLATE. ALL PLATES TO BE WELDED TO COLUMN. ATTACH BASE PLATE TO FOOTING WITH ANCHOR BOLTS EACH CORNER. POUR CONCRETE SLAB AFTER SETTING POST. STEEL SUPPLIER TO VERIFY THAT THE COLUMN ASSEMBLY WILL SUPPORT 33,000 LBS MINIMUM.
10. PAD FOOTING FOR CHIMNEY FOUNDATION INCLUDES SPREAD FOOTING FOR FOUNDATION WALL AND ALL IMPOSED LOADS FROM MAIN FLOOR, DECK FLOOR, RIDGE BEAM LOADS, AND FRAMED MAIN FLOOR WALL AND GABLE WALL. PAD FOOTING SIZE IS 10'-8" X 7'-8" X 18" THICK WITH A MAT OF #8 REBAR @15" O.C. EACH WAY; (14) TOTAL. LOCATE REBAR 1/3 UP FROM BOTTOM OF FOOTING.
11. BEARING WALL SUPPORTS MAIN FLOOR JOISTS. 2X6 STUDS @ 16" O.C. MAXIMUM WITH DOUBLE TOP PLATE AND SINGLE PT BASE PLATE. FOR SPREAD FOOTING THICKEN SLAB TO 8" THICK X 12" WIDE.
12. HEADER OVER BATHROOM WINDOW TO BE SIZED TO SUPPORT RIDGE BEAM AND STEEL BEAM POINT LOADS. 6,480 LB STEEL STEEL BEAM POINT LOAD AND 6,750 LB. RIDGE BEAM POINT. POINT LOADS HIT 2 1/4" FROM EDGE OF WINDOW ROUGH OPENING. HEADER TO BE SPECIFIED BY OTHERS.
13. STEEL BEAM TO BE SIZED TO SUPPORT MAIN FLOOR LOADS AND A POINT LOAD FROM THE SECOND FLOOR BEAM. SECOND FLOOR BEAM POINT LOAD OF 5,400 LBS. CONVERTS TO 10,632 LBS EQUALLY DISTRIBUTED LOAD. STEEL SUPPLIER TO ADD THIS LOAD TO MAIN FLOOR LOADS.

☐ PRELIMINARY
☐ REVISION #2
■ FINAL DRAWINGS
☐ APPROVED AS DRAWN
☐ APPROVED AS NOTED ON DRAWING
OWNER'S SIGNATURE

A CUSTOM DESIGNED LOG HOME BY
SHAWN & ASHLEY MULLEN

NORTHWEST LOG HOMES
226 KIRKHOFF RD. WESTMINSTER, MD 21158

SHEET 1 OF 9
APRIL 22, 2016