Classic Wall Bracing Worksheet

SECOND FLOOR

Ultimate Wind Speed (mph)		115																					
BWL Designation		A		B		C		1		2		3											
No. of Floors above BWL		0		0		0		0		0		0											
BWP Method		CS-WSP		WSP		CS-WSP		CS-WSP		CS-WSP		CS-WSP											
Average BWL Spacing (ft)		20		18		16		35		10		22.5											
Tabular Requirement (ft)		3.50		3.20		2.90		5.25		2.00		3.75											
Adjustments: Exposure		B	1.00	B	1.00	B	1.00	B	1.00	B	1.00	B	1.00										
Adjustments: Eave-to-Ridge Ht. (ft)		8.00	0.88	8.00	0.88	8.00	0.88	8.00	0.88	8.00	0.88	8.00	0.88										
Adjustments: Max. Wall Ht. (ft)		9.00	0.95	9.00	0.95	9.00	0.95	9.00	0.95	9.00	0.95	9.00	0.95										
Adjustments: No. of BWLs		3	1.30	3	1.30	3	1.30	3	1.30	3	1.30	3	1.30										
Adjustments: Omit Interior Finish?		No	1.00	No	1.00	No	1.00	No	1.00	No	1.00	No	1.00										
Adjustments: Added Hold-downs?		No	1.00	No	1.00	No	1.00	No	1.00	No	1.00	No	1.00										
Adjustments: Joints Blocked?		Yes	1.00	Yes	1.00	Yes	1.00	Yes	1.00	Yes	1.00	Yes	1.00										
Adjustments: Fasteners @ 4" o.c.?		Yes	0.83	Yes	0.83	Yes	0.83	Yes	0.83	Yes	0.83	Yes	0.83										
Required BWP Length (ft)		3.16		2.89		2.62		4.74		1.80		3.38											
Actual BWPs: Contributing Length (ft) (WSP=actual, SFB=actual, GB(ss)=0.5xactual, GB(ds)=actual, CS-PF=1.5xactual, PFG=1.5xactual, PFH=4', ABW=4')	BWP	Method	Length	Method	Length	Method	Length	Method	Length	Method	Length	Method	Length	Method	Length	Method	Length	Method	Length	Method	Length
	1	CS-WSP	4.00	WSP	4.00	CS-WSP	4.00	CS-WSP	2.33	CS-WSP	3.00	CS-WSP	4.00								
	2	CS-WSP	4.00	GB (ds)	4.00	CS-WSP	4.00	CS-WSP	3.60	CS-WSP	3.00										
	3	CS-WSP	4.00	WSP	4.00	CS-WSP	4.00	CS-WSP	3.60												
	4																				
	5																				
	6																				
	7																				
Actual BWP Length (ft)		12.00		12.00		12.00		9.53		6.00		4.00									
Actual ≥ Required?		PASS		PASS		PASS		PASS		PASS		PASS									
BWPs ≤ 20' Apart?		Yes		Yes		Yes		Yes		Yes		Yes									
≥ 2 Panels in BWL?		Yes		Yes		Yes		Yes		Yes		Yes									
BWP 10' from Ends?		Yes		Yes		Yes		Yes		Yes		Yes									
Continuous Sheathing End Conditions		End 1	End 2	End 1	End 2	End 1	End 2	End 1	End 2	End 1	End 2	End 1	End 2	End 1	End 2	End 1	End 2	End 1	End 2	End 1	End 2
		3	3	1	3	1	3	1	1	3	3	3	3	1	1						
BWL Compliance		PASS		PASS		PASS		PASS		PASS		PASS									

Classic Wall Bracing Worksheet

FIRST FLOOR

Ultimate Wind Speed (mph)		115																					
BWL Designation		A		B		C		D		1		2		3									
No. of Floors above BWL		0		1		1		0		1		1		0									
BWP Method		CS-WSP		WSP		WSP		CS-WSP		CS-WSP		CS-WSP		CS-WSP									
Average BWL Spacing (ft)		37		26		20		26		42		26		13									
Tabular Requirement (ft)		5.55		9.30		7.50		4.10		12.00		8.00		2.45									
Adjustments: Exposure		B	1.00	B	1.00	B	1.00	B	1.00	B	1.00	B	1.00	B	1.00								
Adjustments: Eave-to-Ridge Ht. (ft)		18.00	1.48	8.00	0.94	8.00	0.94	18.00	1.48	18.00	1.24	18.00	1.24	8.00	0.88								
Adjustments: Max. Wall Ht. (ft)		9.00	0.95	9.00	0.95	9.00	0.95	9.00	0.95	9.00	0.95	9.00	0.95	9.00	0.95								
Adjustments: No. of BWLs		4	1.45	4	1.45	4	1.45	4	1.45	3	1.30	3	1.30	3	1.30								
Adjustments: Omit Interior Finish?		No	1.00	No	1.00	No	1.00	No	1.00	No	1.00	No	1.00	No	1.00								
Adjustments: Added Hold-downs?		No	1.00	No	1.00	No	1.00	No	1.00	No	1.00	No	1.00	No	1.00								
Adjustments: Joints Blocked?		Yes	1.00	Yes	1.00	Yes	1.00	Yes	1.00	Yes	1.00	Yes	1.00	Yes	1.00								
Adjustments: Fasteners @ 4" o.c.?		Yes	0.83	Yes	0.83	Yes	0.83	Yes	0.83	Yes	0.83	Yes	0.83	Yes	0.83								
Required BWP Length (ft)		9.39		9.99		8.06		6.94		15.25		10.17		2.21									
Actual BWPs: Contributing Length (ft) (WSP=actual, SFB=actual, GB(ss)=0.5xactual, GB(ds)=actual, CS-PF=1.5xactual, PFG=1.5xactual, PFH=4', ABW=4')	BWP	Method	Length	Method	Length	Method	Length	Method	Length	Method	Length	Method	Length	Method	Length	Method	Length	Method	Length	Method	Length
	1	CS-WSP	4.00	CS-WSP	2.33	CS-WSP	3.60	CS-WSP	3.60	CS-WSP	4.00	CS-WSP	4.00	CS-WSP	3.50						
	2	CS-WSP	4.00	CS-WSP	1.50	CS-WSP	2.60	CS-WSP	2.60	CS-WSP	4.00	CS-WSP	3.00	CS-WSP	3.50						
	3	CS-WSP	4.00	GB (ds)	8.00	GB (ds)	8.00	CS-WSP	2.60	CS-WSP	3.00	CS-WSP	2.60								
	4			CS-WSP	4.00	CS-WSP	4.00	CS-WSP	3.60	CS-WSP	3.60	CS-WSP	4.00								
	5									CS-WSP	4.00	CS-WSP	4.00								
	6									CS-WSP	4.00										
	7																				
Actual BWP Length (ft)		12.00		15.83		18.20		12.40		22.60		17.60		7.00							
Actual ≥ Required?		PASS		PASS		PASS		PASS		PASS		PASS		PASS							
BWPs ≤ 20' Apart?		Yes		Yes		Yes		Yes		Yes		Yes		Yes							
≥ 2 Panels in BWL?		Yes		Yes		Yes		Yes		Yes		Yes		Yes							
BWP 10' from Ends?		Yes		Yes		Yes		Yes		Yes		Yes		Yes							
Continuous Sheathing End Conditions		End 1	End 2	End 1	End 2	End 1	End 2	End 1	End 2	End 1	End 2	End 1	End 2	End 1	End 2	End 1	End 2	End 1	End 2	End 1	End 2
		3	3	1	3	1	3	1	1	3	3	3	3	1	1						
BWL Compliance		PASS		PASS		PASS		PASS		PASS		PASS		PASS							

ARCHITECTURE
JONATHAN RIVERA
Every detail matters
(443) 226-5745
JONATHANRIVERA.COM

PROFESSIONAL CERTIFICATION
I certify that these documents were prepared or approved by me, and that I am a duly licensed professional architect under the laws of the State of Maryland.
License Number #14678
Expiration Date: 6/30/2024

WARNING:
THIS DOCUMENT IS AN INSTRUMENT OF PROFESSIONAL SERVICE PREPARED BY JONATHAN RIVERA ARCHITECT. ALTERATION OF THIS DOCUMENT BY ANY PARTY OTHER THAN JONATHAN RIVERA ARCHITECT IS A VIOLATION OF LAW THAT WILL BE PROSECUTED TO THE FULLEST EXTENT.

Copyright © 2009
Jonathan Rivera Architect
All Rights Reserved

PROPOSED RESIDENCE

GAUNT RESIDENCE

2620 Mullinix Mill Road
Mount Airy, Maryland 21771

ARCHITECT
Jonathan Rivera AIA, NCARB
Howard County, Maryland

443.226.5745
jrivera@jonathanrivera.com

BUILDER

STRUCTURAL ENGINEER
Spoint1 Engineering
68 West Main Street
New Market, Maryland

Matthew W Anderson
2022.10.24
12:47:14-04'00'

ISSUE DATE

1	9-20-22	REVIEW
	10-24-22	PERMIT SET

SCALE: 1/4"=1'-0"

CALCULATIONS

3.54

PRINT DATE :
Monday, October 24, 2022

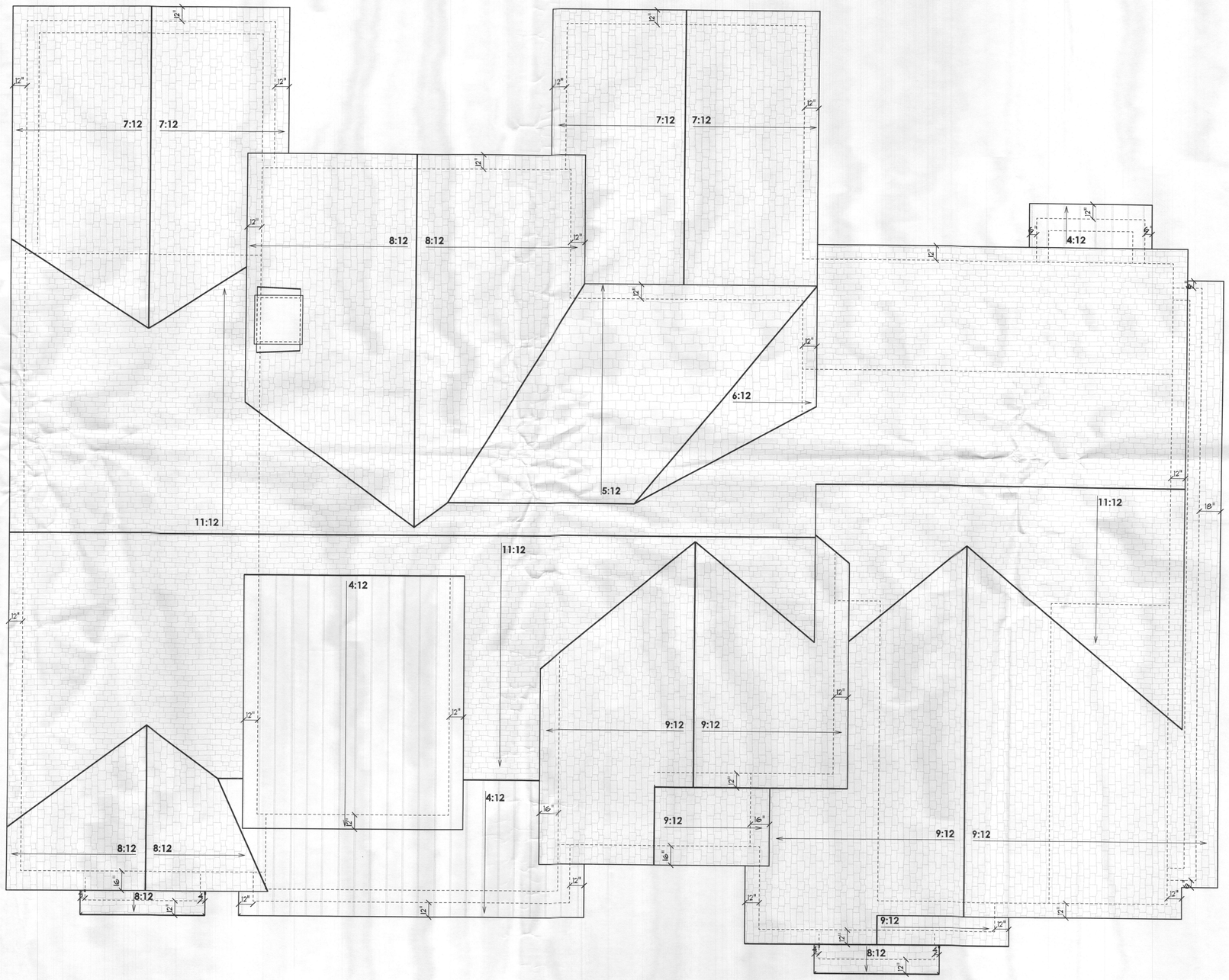

ARCHITECTURE
JONATHAN RIVERA
Every detail matters
(443) 226-5745
JONATHANRIVERA.COM

PROFESSIONAL CERTIFICATION
I certify that these documents were prepared or approved by me, and that I am a duly licensed professional architect under the laws of the State of Maryland, License Number #14678
Expiration Date: 6/30/2024

WARNING:
THIS DOCUMENT IS AN INSTRUMENT OF PROFESSIONAL SERVICE PREPARED BY JONATHAN RIVERA ARCHITECT. ALTERATION OF THIS DOCUMENT BY ANY PARTY OTHER THAN JONATHAN RIVERA ARCHITECT IS A VIOLATION OF LAW (§§A1) WILL BE PROSECUTED TO THE FULLEST EXTENT.

Copyright © 2009
Jonathan Rivera Architect
All Rights Reserved

PROPOSED RESIDENCE

GAUNT RESIDENCE

2620 Mullinix Mill Road
Mount Airy, Maryland 21771

ARCHITECT
Jonathan Rivera AIA, NCARB
Howard County, Maryland

443.226.5745
jrivera@jonathanrivera.com

BUILDER

STRUCTURAL ENGINEER
Spoint1 Engineering
68 West Main Street
New Market, Maryland

Matthew W Anderson
2022.10.24
12:47:15-04'00'

ISSUE DATE

1	9-20-22	REVIEW
	10-24-22	PERMIT SET

SCALE: 1/4" = 1'-0"

ROOF PLAN

4.01

PRINT DATE :
Monday, October 24, 2022

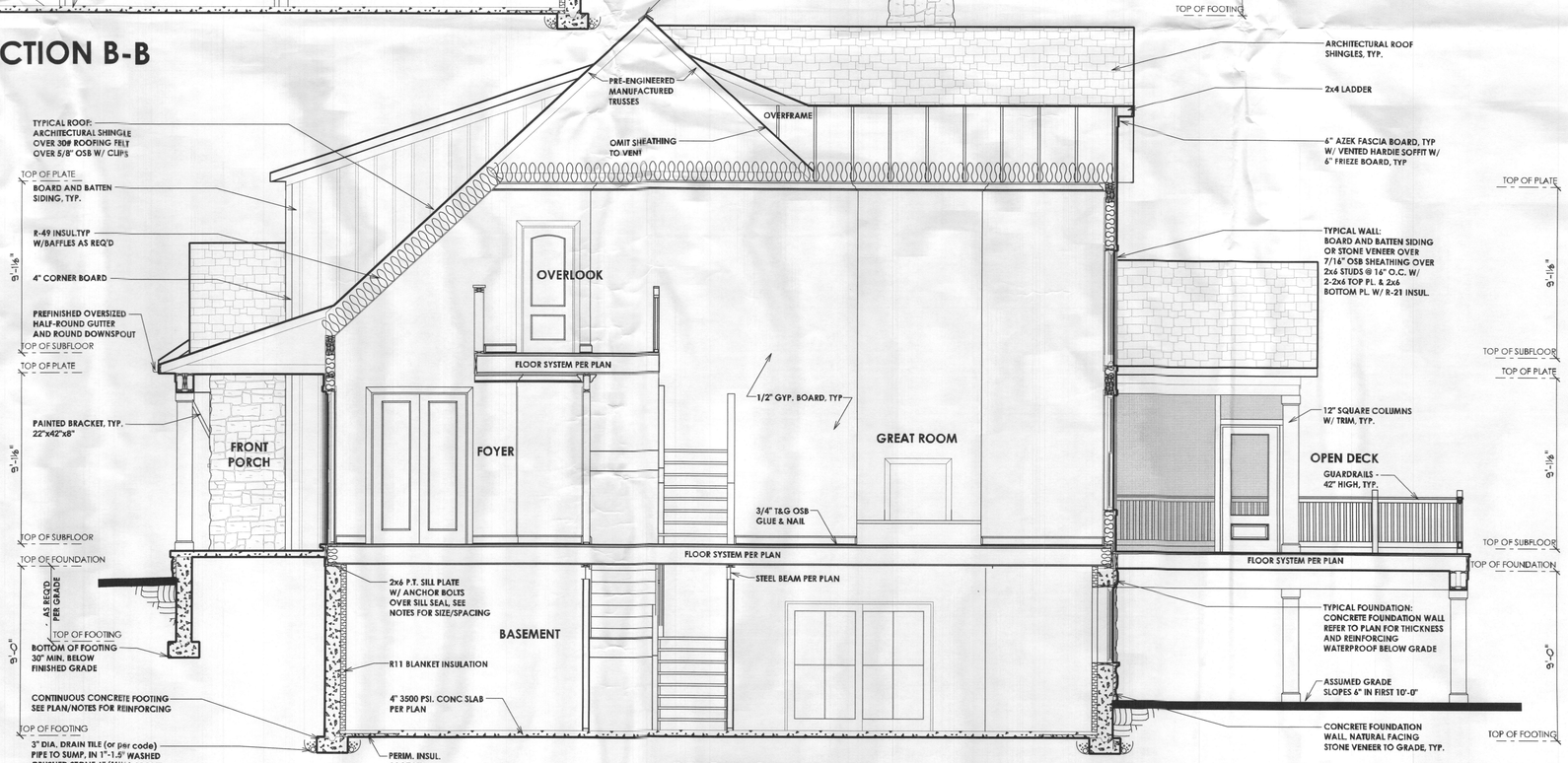

NOTE:
STAIRS WITH 2 OR MORE RISERS SHALL BE PROVIDED WITH HANDRAILS. HANDRAILS SHALL BE A MINIMUM OF 34" IN HEIGHT AND NOT MORE THAN 38" IN HEIGHT. RAILS ARE TO BE MEASURED VERTICALLY FROM THE NOSING OF THE TREADS.

PORCHES, DECKS, BALCONIES OR RAISED FLOOR SURFACES LOCATED MORE THAN 30" ABOVE THE FLOOR OR GRADE BELOW SHALL HAVE GUARDS A MINIMUM OF 36" HIGH.

RISERS ARE TO BE CLOSED SUCH THAT THE OPENING BETWEEN THE TREADS DOES NOT PERMIT THE PASSAGE OF A 4" DIA SPHERE.

SECTION NOTES

1) 2000 PSF MIN SOIL BEARING CAPACITY ASSUMED

2) BEAMS, JOISTS, HEADERS & RAFTERS TO BE SPF #1/#2 OR EQ. TYP THRUOUT U.N.O.

3) BASEMENT WINDOW LOCATIONS TO BE DETERMINED AT PRECON.

4) ALL LOCATIONS FOR HVAC, SUMP PUMPS, ROUGH-INS, H/W/N, A/N AND OTHER FEATURES ARE SUBJECT TO BUILDER DISCRETION ON SITE

5) FOUNDATION WALL MIN. THICKNESS 10" WHERE STEM WALL AT BRICK LEDGE EXCEEDS 16" HIGH

6) VERIFY SIZE AND LOCATION OF WINDOWS PER GRADE & BUILDER

7) MIN. 1/2" HOOKED ANCHOR BOLTS EMBEDDED A MIN. 7" INTO CONC. SHALL BE SPACED AT 4' O.C. AND LOCATED 4" & 12" FROM EACH END OF ALL SILL PLATE PIECES.

ARCHITECTURE
JONATHAN RIVERA
Every detail matters
(443) 226-5745
JONATHANRIVERA.COM

PROFESSIONAL CERTIFICATION
I certify that these documents were prepared or approved by me, and that I am a duly licensed professional architect under the laws of the State of Maryland, License Number #14678 Expiration Date: 6/30/2024

WARNING:
THIS DOCUMENT IS AN INSTRUMENT OF PROFESSIONAL SERVICE PREPARED BY JONATHAN RIVERA ARCHITECT. ALTERATION OF THIS DOCUMENT BY ANY PARTY OTHER THAN JONATHAN RIVERA ARCHITECT IS A VIOLATION OF LAW THAT WILL BE PROSECUTED TO THE FULLEST EXTENT.

Copyright © 2009
Jonathan Rivera Architect
All Rights Reserved

PROPOSED RESIDENCE

GAUNT RESIDENCE

2620 Mullinix Mill Road
Mount Airy, Maryland 21771

ARCHITECT
Jonathan Rivera AIA, NCARB
Howard County, Maryland

443.226.5745
jrivera@jonathanrivera.com

BUILDER

STRUCTURAL ENGINEER
Spoint1 Engineering
68 West Main Street
New Market, Maryland

Matthew W Anderson
2022.10.24
12:47:16-04'00'

ISSUE DATE

1	9-20-22	REVIEW
	10-24-22	PERMIT SET

SCALE: 1/4" = 1'-0"

SECTIONS

5.01

PRINT DATE :
Monday, October 24, 2022

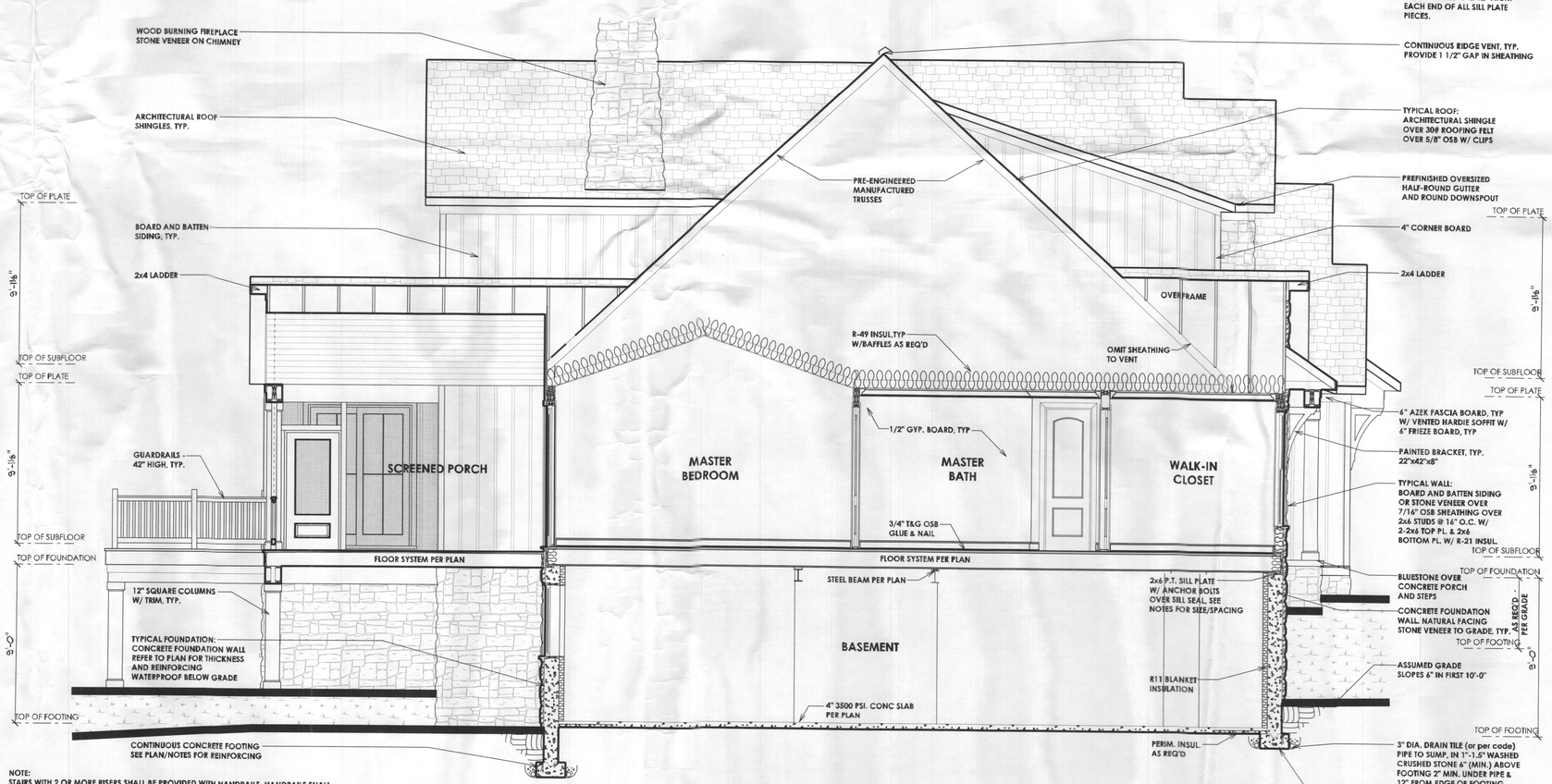

NOTE:
STAIRS WITH 2 OR MORE RISERS SHALL BE PROVIDED WITH HANDRAILS. HANDRAILS SHALL BE A MINIMUM OF 34" IN HEIGHT AND NOT MORE THAN 38" IN HEIGHT. RAILS ARE TO BE MEASURED VERTICALLY FROM THE NOSING OF THE TREADS.

PORCHES, DECKS, BALCONIES OR RAISED FLOOR SURFACES LOCATED MORE THAN 30" ABOVE THE FLOOR OR GRADE BELOW SHALL HAVE GUARDS A MINIMUM OF 36" HIGH.

RISERS ARE TO BE CLOSED SUCH THAT THE OPENING BETWEEN THE TREADS DOES NOT PERMIT THE PASSAGE OF A 4" DIA SPHERE.

SECTION C-C

SECTION NOTES

1) 2000 PSF MIN SOIL BEARING CAPACITY ASSUMED

2) BEAMS, JOISTS, HEADERS & RAFTERS TO BE SPF #1/#2 OR EQ. TYP THRUOUT U.N.O.

3) BASEMENT WINDOW LOCATIONS TO BE DETERMINED AT PRECON.

4) ALL LOCATIONS FOR HVAC, SUMP PUMPS, ROUGH-INS, H/W/H, A/H AND OTHER FEATURES ARE SUBJECT TO BUILDER DISCRETION ON SITE

5) FOUNDATION WALL MIN. THICKNESS 10" WHERE STEM WALL AT BRICK LEDGE EXCEEDS 16" HIGH

6) VERIFY SIZE AND LOCATION OF WINDOWS PER GRADE & BUILDER

7) MIN. 1/2" HOOKED ANCHOR BOLTS EMBEDDED A MIN. 7" INTO CONC. SHALL BE SPACED AT 4' O.C. AND LOCATED 4" & 12" FROM EACH END OF ALL SILL PLATE PIECES.

ARCHITECTURE
JONATHAN RIVERA
Every detail matters
(443) 226-5745
JONATHANRIVERA.COM

PROFESSIONAL CERTIFICATION
I certify that these documents were prepared or approved by me, and that I am a duly licensed professional architect under the laws of the State of Maryland, License Number #14678 Expiration Date: 6/30/2024

WARNING:
THIS DOCUMENT IS AN INSTRUMENT OF PROFESSIONAL SERVICE PREPARED BY JONATHAN RIVERA ARCHITECT. ALTERATION OF THIS DOCUMENT BY ANY PARTY OTHER THAN JONATHAN RIVERA ARCHITECT IS A VIOLATION OF LAW THAT WILL BE PROSECUTED TO THE FULLEST EXTENT.

Copyright © 2009
Jonathan Rivera Architect
All Rights Reserved

PROPOSED RESIDENCE

GAUNT RESIDENCE

2620 Mullinix Mill Road
Mount Airy, Maryland 21771

ARCHITECT
Jonathan Rivera AIA, NCARB
Howard County, Maryland

443.226.5745
jrivera@jonathanrivera.com

BUILDER

STRUCTURAL ENGINEER
Spoint1 Engineering
68 West Main Street
New Market, Maryland

Matthew W Anderson
2022.10.24
12:47:17-04'00'

ISSUE DATE

1	9-20-22	REVIEW
	10-24-22	PERMIT SET

SCALE: 1/4" = 1'-0"

SECTIONS

5.02

PRINT DATE :
Monday, October 24, 2022

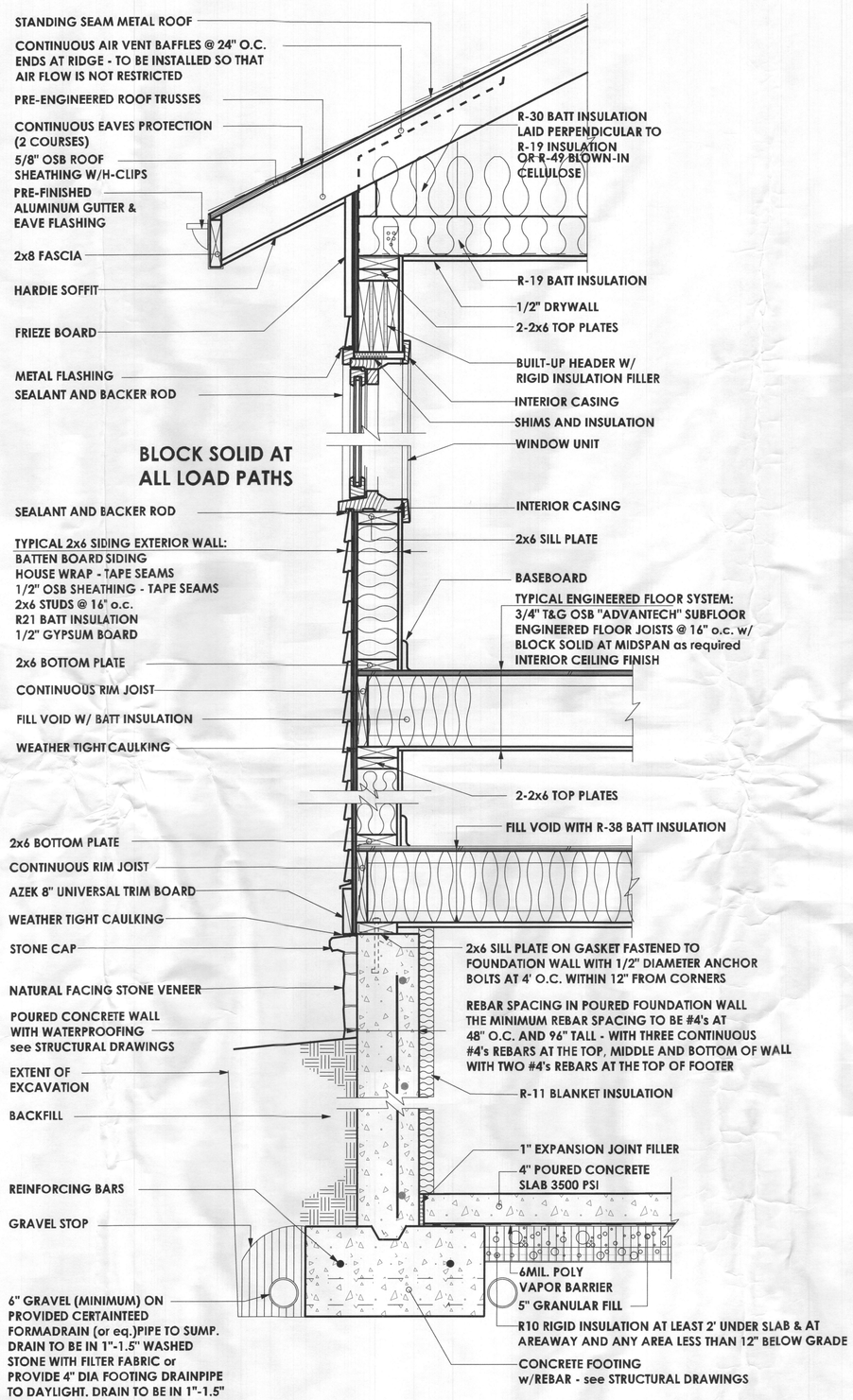

WALL SECTION AT HOUSE BOX

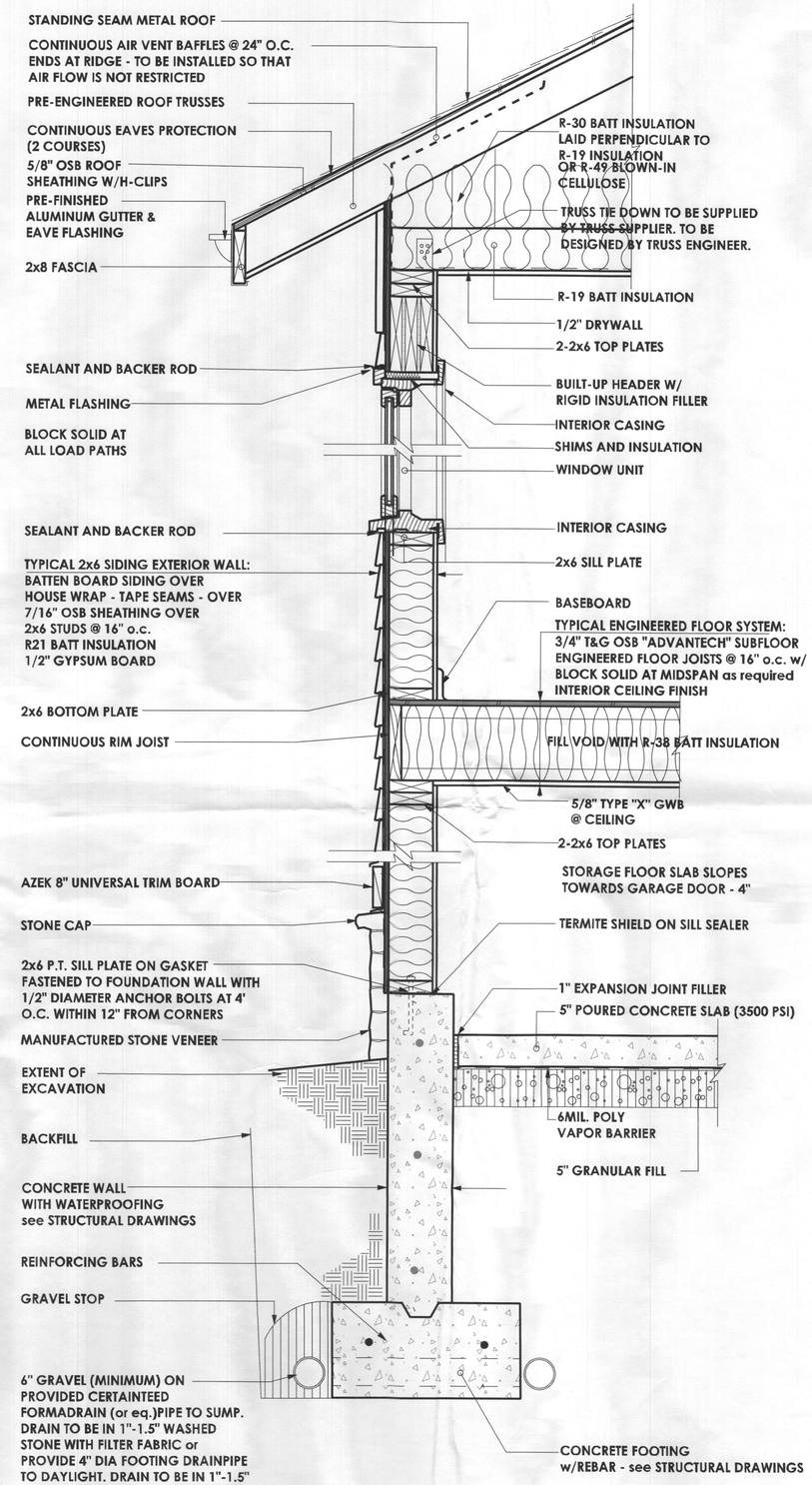

WALL SECTION AT GARAGE

ARCHITECTURE
JONATHAN RIVERA
Every detail matters
(443) 226-5745
JonathanRivera.com

PROFESSIONAL CERTIFICATION
I certify that these documents were prepared or approved by me, and that I am a duly licensed professional architect under the laws of the State of Maryland, License Number #14678 Expiration Date: 6/30/2024

WARNING:
THIS DOCUMENT IS AN INSTRUMENT OF PROFESSIONAL SERVICE PREPARED BY JONATHAN RIVERA ARCHITECT. ALTERATION OF THIS DOCUMENT BY ANY PARTY OTHER THAN JONATHAN RIVERA ARCHITECT IS A VIOLATION OF LAW THAT WILL BE PROSECUTED TO THE FULLEST EXTENT.
Copyright © 2009
Jonathan Rivera Architect
All Rights Reserved

PROPOSED RESIDENCE

GAUNT RESIDENCE

2620 Mullinix Mill Road
Mount Airy, Maryland 21771

ARCHITECT
Jonathan Rivera AIA, NCARB
Howard County, Maryland

443.226.5745
jrivera@jonathanrivera.com

BUILDER

STRUCTURAL ENGINEER
Spoint1 Engineering
68 West Main Street
New Market, Maryland

Matthew W Anderson
2022.10.24
12:47:18-04'00'

ISSUE DATE

1	9-20-22	REVIEW
	10-24-22	PERMIT SET

SCALE: 1" = 1'-0"

WALL SECTIONS

5.10

PRINT DATE :
Monday, October 24, 2022